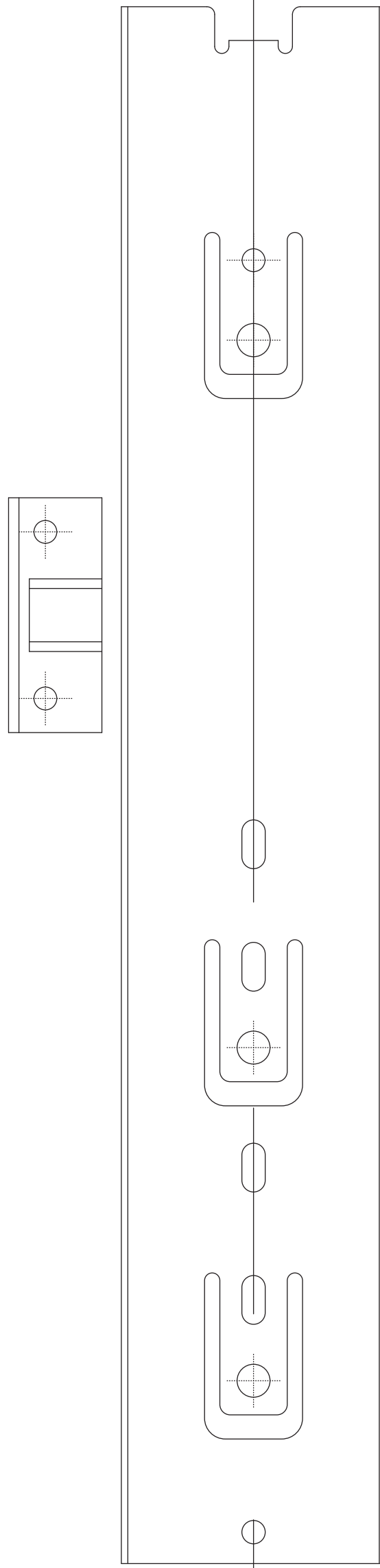


LARDER UNIT
TOP TEMPLATE
Item Code: MI SLU (4' & 6')



MARUTI
INTERIOR PRODUCTS PRIVATE LIMITED


*** Important Note ***

Draw a center line in carcass and match it with the center line of TEMPLATE.

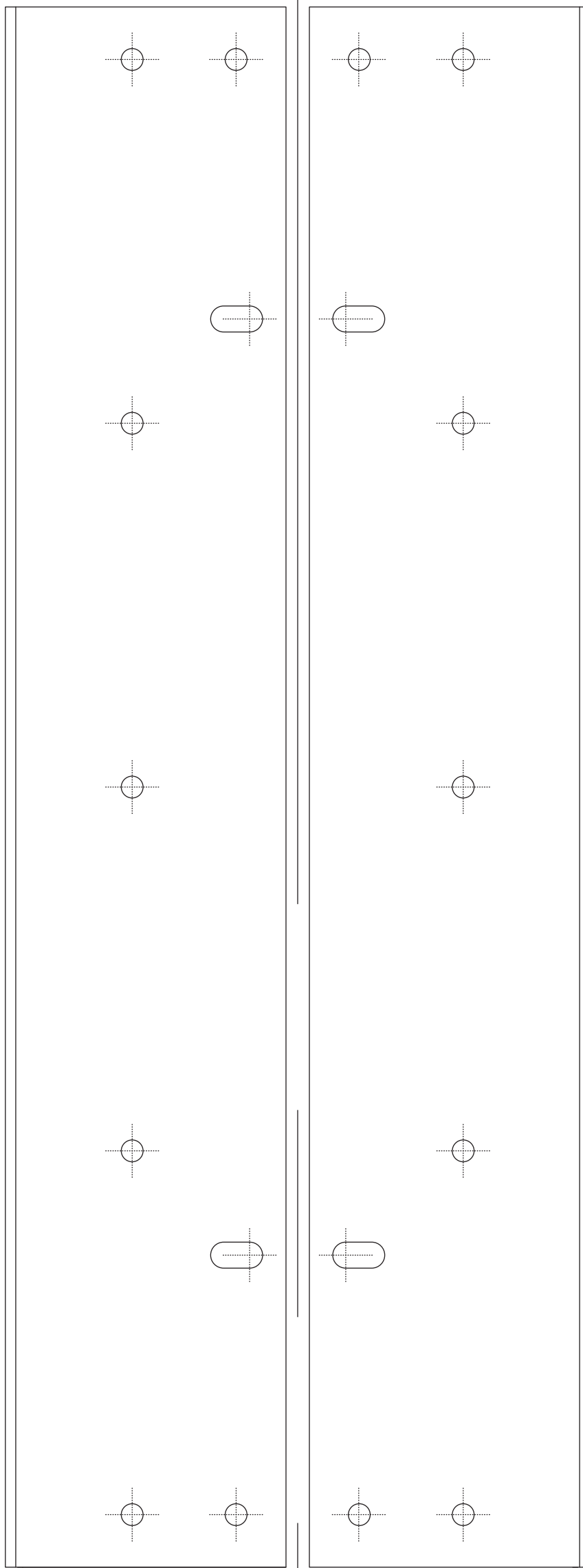
SpitzeTM
by **Everyday**

 Marking point for fixing screw.

* Match the front edge of carcass with the edge of Template, shown by the ARROW.



LARDER UNIT
BOTTOM TEMPLATE
Item Code: MI SLU (4' & 6')



MARUTI
INTERIOR PRODUCTS PRIVATE LIMITED

*** Important Note ***

Draw a center line in carcass and match it with the center line of TEMPLATE.



 Marking point for fixing screw.

* Match the front edge of carcass with the edge of Template, shown by the ARROW.

