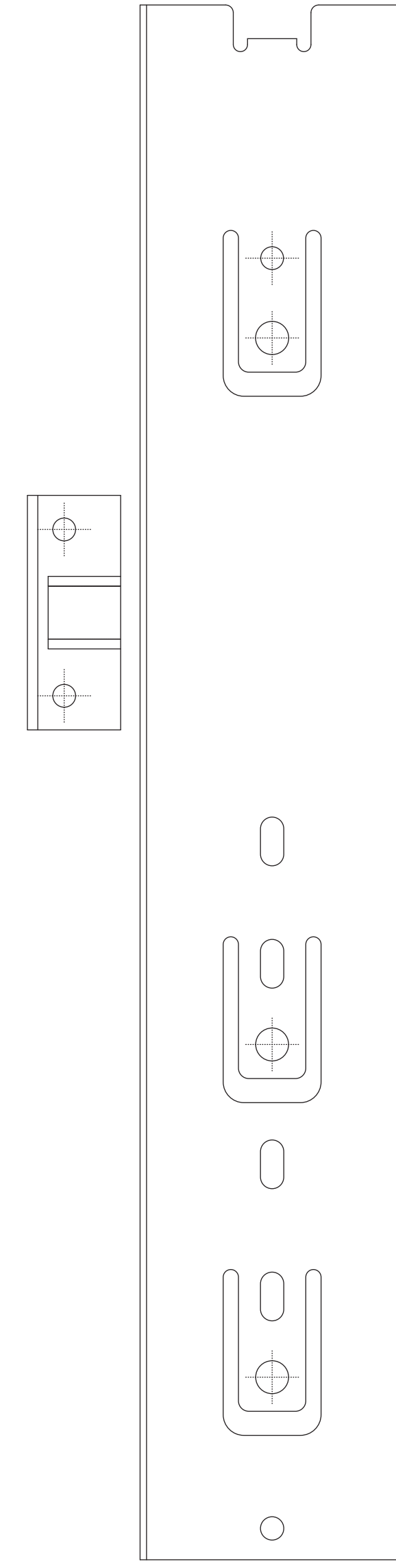
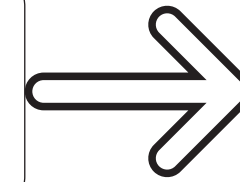


MARUTI
INTERIOR PRODUCTS PRIVATE LIMITED

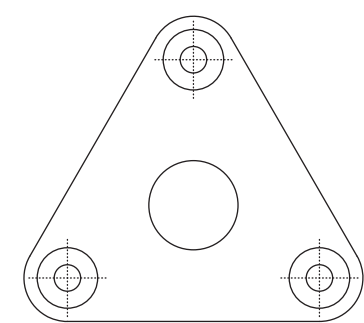
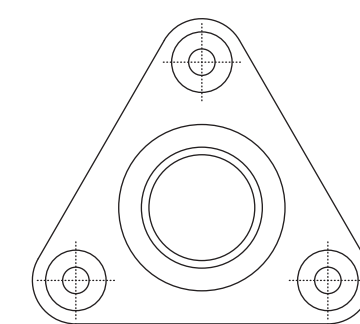


 Marking point for fixing screw.

VERY Important Instruction
Match this arrow with the
INSIDE EDGE of carcass
for screw fixing.



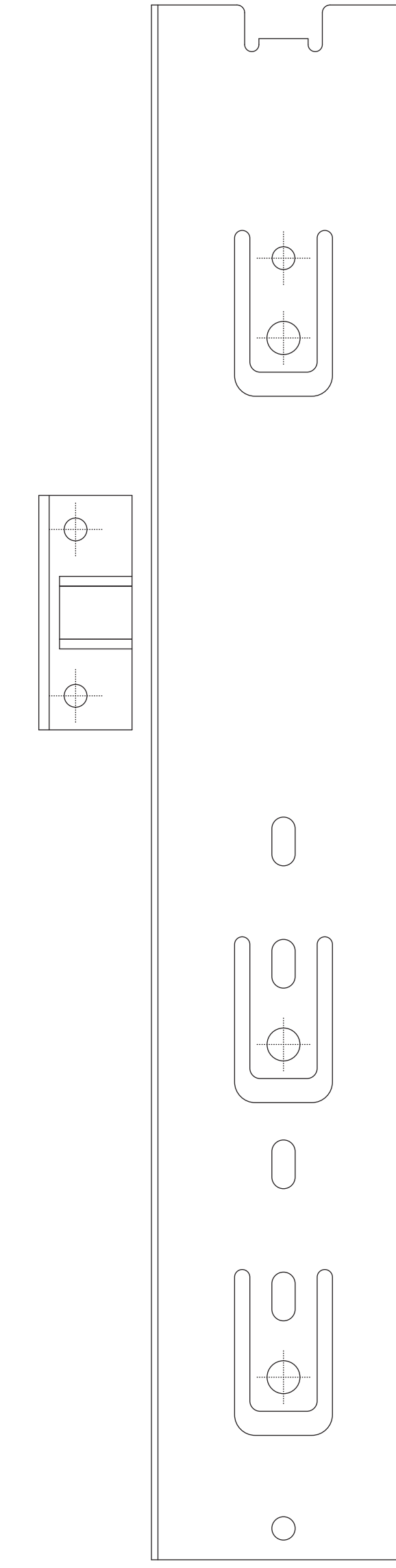
**PANTRY UNIT
TOP TEMPLATE - RIGHT OPENING**
Item Code: MI SPU (4' & 6')



*** Match the front edge of carcass
with the edge of Template, shown
by the ARROW.**




MARUTI
INTERIOR PRODUCTS PRIVATE LIMITED

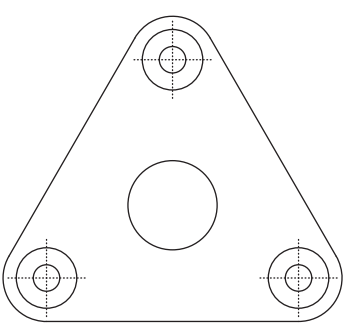
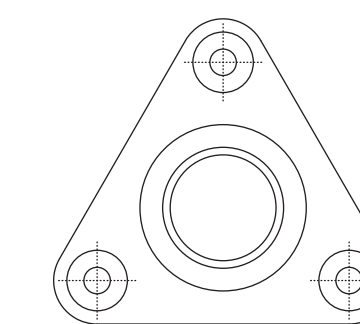


 Marking point for fixing screw.

VERY Important Instruction
Match this arrow with the
INSIDE EDGE of carcass
for screw fixing.

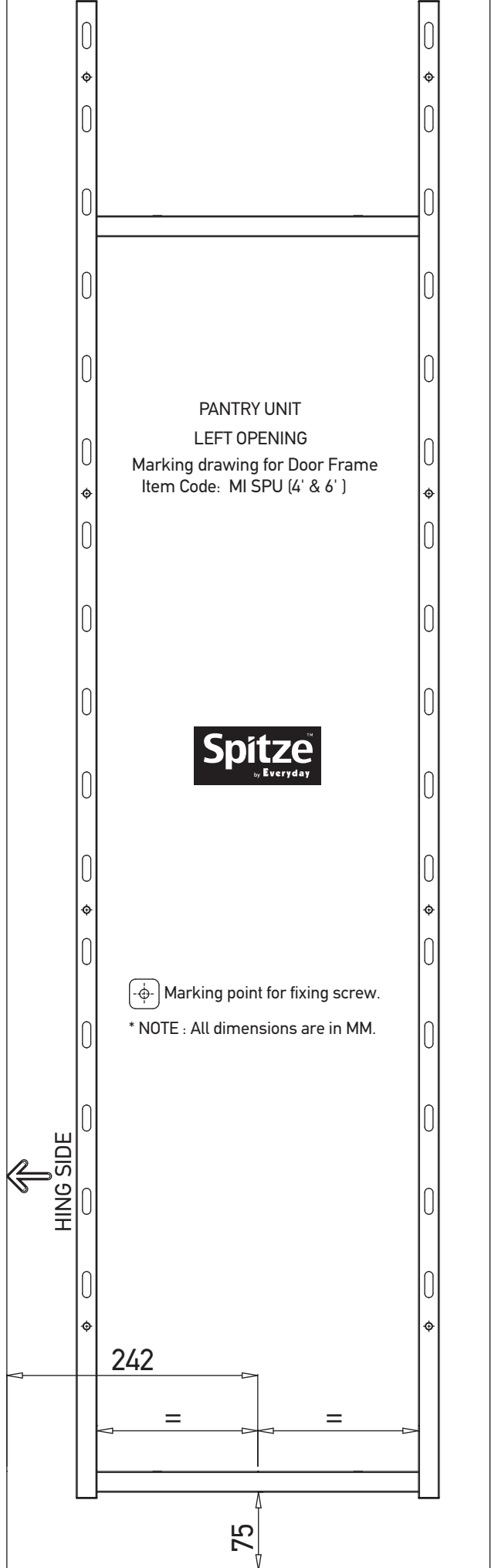


**PANTRY UNIT
TOP TEMPLATE - LEFT OPENING**
Item Code: MI SPU (4' & 6')



*** Match the front edge of carcass
with the edge of Template, shown
by the ARROW.**





MARUTI
INTERIOR PRODUCTS PRIVATE LIMITED

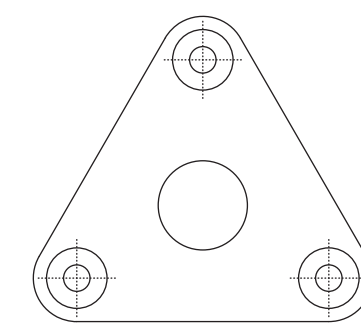

 Marking point for fixing screw.

Spitze
by **Everyday**

*** VERY Important Instruction ***
Match this arrow with the
INSIDE EDGE of carcass
for screw fixing.

PANTRY UNIT
BOTTOM TEMPLATE - RIGHT OPENING
Item Code: MI SPU (4' & 6')

*** Match the front edge of carcass
with the edge of Template, shown
by the ARROW.**



MARUTI
INTERIOR PRODUCTS PRIVATE LIMITED

 Marking point for fixing screw.

Spitze
by **Everyday**

*** VERY Important Instruction ***
Match this arrow with the
INSIDE EDGE of carcass
for screw fixing.

PANTRY UNIT
BOTTOM TEMPLATE - LEFT OPENING
Item Code: MI SPU (4' & 6')

*** Match the front edge of carcass
with the edge of Template, shown
by the ARROW.**

