



**TALL UNIT
BOTTOM TEMPLATE
Item Code: MI STU (4' & 6')**

* Match the front edge of carcass with the edge of Template, shown by the ARROW.



MARUTI
INTERIOR PRODUCTS PRIVATE LIMITED

*** Important Note ***

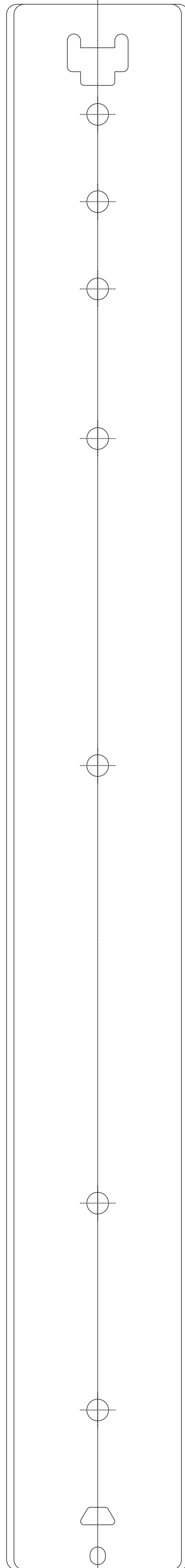
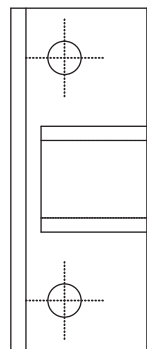
Draw a center line in carcass and match it with the center line of TEMPLATE.



 Marking point for fixing screw.

**TALL UNIT
TOP TEMPLATE**
Item Code: MI STU (4' & 6')

* Match the front edge of carcass with the edge of Template, shown by the ARROW.

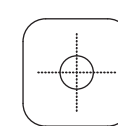


MARUTI
INTERIOR PRODUCTS PRIVATE LIMITED

*** Important Note ***


Draw a center line in carcass and match it with the center line of TEMPLATE.

SpitzeTM
by **Everyday**




Marking point for fixing screw.

MARUTI
INTERIOR PRODUCTS PRIVATE LIMITED




TALL UNIT
Marking drawing for Door Fittings
Item Code: MI STU (4' & 6')


595



Spitze
by Everyday

840



 Marking point for fixing screw.

* NOTE : All dimensions are in MM.

267