



OFFICIAL MODULAR KITCHEN ACCESSORIES PARTNER



***Elevating Kitchens,  
Partnering Challengers***



KITCHEN & WARDROBE HARDWARE | KITCHEN STORAGE SYSTEMS  
DOOR SLIDING SYSTEMS

## **Index**


- 1 KITCHEN & WARDROBE HARDWARE
- 2 KITCHEN STORAGE SYSTEM
- 3 DOOR SLIDING SYSTEM



OFFICIAL MODULAR KITCHEN ACCESSORIES PARTNER

# KITCHEN & WARDROBE HARDWARE

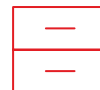




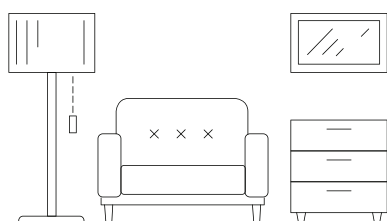
## SLIM TANDEM DRAWERS

SLIM TANDEM DRAWER 88MM	06 - 07
SLIM TANDEM DRAWER 120MM	08 - 09
SLIM TANDEM DRAWER 171MM	10 - 11
SLIM TANDEM DRAWER 203MM	12 - 13
INNER DRAWER FITTING 88MM	14 - 15
INNER DRAWER RAIL FITTING 171MM	16 - 17
INNER DRAWER GLASS FITTING 171MM	18 - 19
DRAWER WASTE BIN	20 - 21
LAUNDRY DRAWER WASTE BIN	22 - 23
WICKER BASKETS	24 - 25






# SLIM TANDEM DRAWER APPLICATIONS



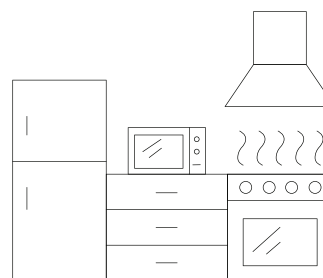
LIVING ROOM



OFFICE



BEDROOM



KITCHEN





Charcoal Grey



Matt White



# SLIM TANDEM DRAWER 88MM



## FEATURES

- Can be fixed in any width
- DIY product (Do it yourself)
- 45kgs load capacity
- Quite and smooth sliding performance
- Quick installation and dismantle
- Soft closing
- Slimmest in it's class - i.e. Height ratio=22mm
- 2 color options

Size	Basic Depth	Usable Drawer Depth	Minimum Depth Required (Internal)	Minimum Height Required (Internal)	Packing per carton
12 inch	300 mm	274 mm	310 mm	110 mm	5 sets
14 inch	350 mm	324 mm	360 mm	110 mm	5 sets
16 inch	400 mm	374 mm	410 mm	110 mm	5 sets
18 inch	450 mm	424 mm	460 mm	110 mm	5 sets
20 inch	500 mm	474 mm	510 mm	110 mm	5 sets
22 inch	550 mm	524 mm	560 mm	110 mm	5 sets
24 inch	600 mm	574 mm	610 mm	110 mm	6 sets

## TECHNICAL DETAILS



Name	Width	Depth	Height
1. Base Panel	Inner Cabinet Width -(minus) 75 mm	Basic Depth -(minus) 10 mm	-
2. Back Panel	Inner Cabinet Width -(minus) 87 mm	-	68 mm
3. Shutter	As per cabinet size	-	108mm



Side Panel Charcoal Grey



Side Panel Matt White



Runners

INSTALLATION VIDEO





Charcoal Grey



Matt White



# SLIM TANDEM DRAWER 120MM



## FEATURES

- Can be fixed in any width
- DIY product (Do it yourself)
- 45kgs load capacity
- Quite and smooth sliding performance
- Quick installation and dismantle
- Soft closing
- Slimmest in it's class - i.e. Height ratio=22mm
- 2 color options

Size	Basic Depth	Usable Drawer Depth	Minimum Depth Required (Internal)	Minimum Height Required (Internal)	Packing per carton
12 inch	300 mm	274 mm	310 mm	142 mm	5 sets
14 inch	350 mm	324 mm	360 mm	142 mm	5 sets
16 inch	400 mm	374 mm	410 mm	142 mm	5 sets
18 inch	450 mm	424 mm	460 mm	142 mm	5 sets
20 inch	500 mm	474 mm	510 mm	142 mm	5 sets
22 inch	550 mm	524 mm	560 mm	142 mm	5 sets
24 inch	600 mm	574 mm	610 mm	142 mm	4 sets

## TECHNICAL DETAILS



Name	Width	Depth	Height
1. Base Panel	Inner Cabinet Width -(minus) 75 mm	Basic Depth -(minus) 10 mm	-
2. Back Panel	Inner Cabinet Width -(minus) 87 mm	-	100 mm
3. Shutter	As per cabinet size	-	140 mm



Side Panel Charcoal Grey



Side Panel Matt White



Runners

INSTALLATION VIDEO





Charcoal Grey



Matt White



# SLIM TANDEM DRAWER 171MM



## FEATURES

- Can be fixed in any width
- DIY product (Do it yourself)
- 45kgs load capacity
- Quite and smooth sliding performance
- Quick installation and dismantle
- Soft closing
- Slimmest in it's class - i.e. Height ratio=22mm
- 2 color options

Size	Basic Depth	Usable Drawer Depth	Minimum Depth Required (Internal)	Minimum Height Required (Internal)	Packing per carton
12 inch	300 mm	274 mm	310 mm	192 mm	5 sets
14 inch	350 mm	324 mm	360 mm	192 mm	5 sets
16 inch	400 mm	374 mm	410 mm	192 mm	5 sets
18 inch	450 mm	424 mm	460 mm	192 mm	5 sets
20 inch	500 mm	474 mm	510 mm	192 mm	5 sets
22 inch	550 mm	524 mm	560 mm	192 mm	5 sets
24 inch	600 mm	574 mm	610 mm	192 mm	4 sets

## TECHNICAL DETAILS



Name	Width	Depth	Height
1. Base Panel	Inner Cabinet Width -(minus) 75 mm	Basic Depth -(minus) 10 mm	-
2. Back Panel	Inner Cabinet Width -(minus) 87 mm	-	151 mm
3. Shutter	As per cabinet size	-	190mm



Side Panel Charcoal Grey



Side Panel Matt White



Runners

INSTALLATION VIDEO






Charcoal Grey



Matt White



# SLIM TANDEM DRAWER 203MM



## FEATURES

- Can be fixed in any width
- DIY product (Do it yourself)
- 45kgs load capacity
- Quite and smooth sliding performance
- Quick installation and dismantle
- Soft closing
- Slimmest in it's class - i.e. Height ratio=22mm
- 2 color options

Size	Basic Depth	Usable Drawer Depth	Minimum Depth Required (Internal)	Minimum Height Required (Internal)	Packing per carton
12 inch	300 mm	274 mm	310 mm	225 mm	5 sets
14 inch	350 mm	324 mm	360 mm	225 mm	5 sets
16 inch	400 mm	374 mm	410 mm	225 mm	5 sets
18 inch	450 mm	424 mm	460 mm	225 mm	5 sets
20 inch	500 mm	474 mm	510 mm	225 mm	5 sets
22 inch	550 mm	524 mm	560 mm	225 mm	5 sets
24 inch	600 mm	574 mm	610 mm	225 mm	4 sets

## TECHNICAL DETAILS



Name	Width	Depth	Height
1. Base Panel	Inner Cabinet Width -(minus) 75 mm	Basic Depth -(minus) 10 mm	-
2. Back Panel	Inner Cabinet Width -(minus) 87 mm	-	183 mm
3. Shutter	As per cabinet size	-	210 mm



Side Panel Charcoal Grey



Side Panel Matt White



Runners

INSTALLATION VIDEO





# INNER DRAWER FITTING 88MM



## FEATURES

- Easy installation
- 2 color options
- DIY product (Do it yourself)

**1**



Front Profile Charcoal Grey  
Length available : 2000 mm  
Packing : 1 pc



Front Profile Matt White  
Length available : 2000 mm  
Packing : 1 pc

**2**




Decorative Cover Charcoal Grey  
Length available : 2000 mm  
Packing : 1 pc




Decorative Cover Matt White  
Length available : 2000 mm  
Packing : 1 pc

**3**



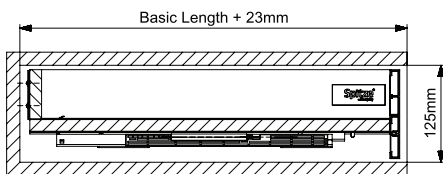
Plastic Fittings 88 mm Charcoal Grey  
Packing : 1 set



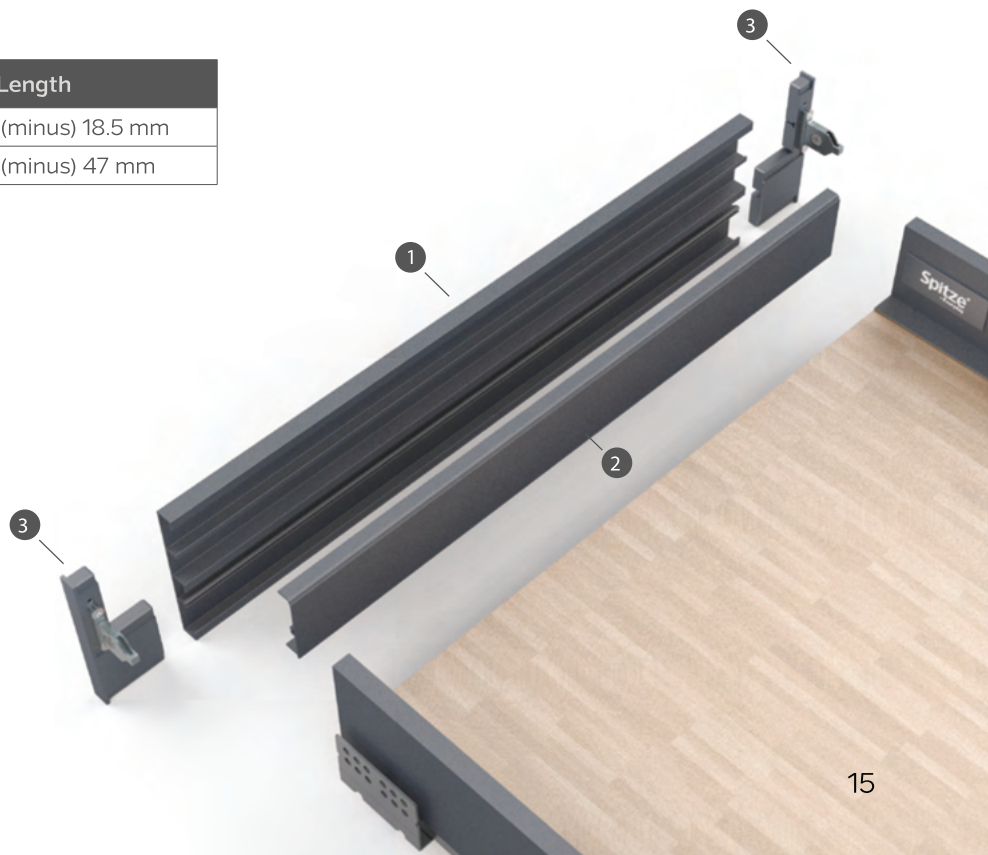
Plastic Fittings 88 mm Matt White  
Packing : 1 set

## TECHNICAL DETAILS

Name	Cutting Length
1. Front Profile	Inner Cabinet Width -(minus) 18.5 mm
2. Decorative Cover	Inner Cabinet Width -(minus) 47 mm




INSTALLATION VIDEO





# INNER DRAWER RAIL FITTING 171MM



## FEATURES

- Easy installation
- 2 color options
- DIY product (Do it yourself)

**1**



Front Profile Charcoal Grey  
Length available : 2000 mm  
Packing : 1 pc



Front Profile Matt White  
Length available : 2000 mm  
Packing : 1 pc

**2**



Decorative Cover Charcoal Grey  
Length available : 2000 mm  
Packing : 1 pc



Decorative Cover Matt White  
Length available : 2000 mm  
Packing : 1 pc

**3**



Rail Charcoal Grey  
Length available : 2000 mm  
Packing : 1 pc



Rail Matt White  
Length available : 2000 mm  
Packing : 1 pc

**4**



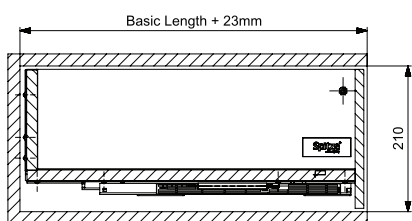
Plastic Rail Fittings 171 mm  
Charcoal Grey  
Packing : 1 set



Plastic Rail Fittings 171 mm  
Matt White  
Packing : 1 set

## TECHNICAL DETAILS

Name	Cutting Length
1. Front Profile	Inner Cabinet Width -(minus) 18.5 mm
2. Decorative Cover	Inner Cabinet Width -(minus) 47 mm
3. Rail	Inner Cabinet Width -(minus) 90.5 mm




INSTALLATION  
VIDEO













# INNER DRAWER GLASS FITTING 171MM



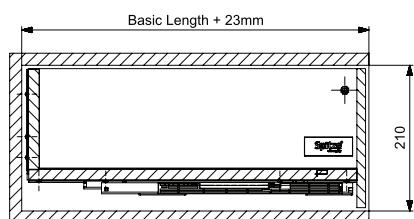
## FEATURES

- Easy installation
- 2 color options
- DIY product (Do it yourself)

<p><b>1</b></p>  <p>Front Profile Charcoal Grey Length available : 2000 mm Packing : 1 pc</p>  <p>Front Profile Matt White Length available : 2000 mm Packing : 1 pc</p>	<p><b>2</b></p>  <p>Decorative Cover Charcoal Grey Length available : 2000 mm Packing : 1 pc</p>  <p>Decorative Cover Matt White Length available : 2000 mm Packing : 1 pc</p>	<p><b>3</b></p>  <p>Glass Thickness : 8 mm</p>  <p>Glass Thickness : 8 mm</p>	<p><b>4</b></p>  <p>Plastic Glass Fittings 171 mm Charcoal Grey Packing : 1 set</p>  <p>Plastic Glass Fittings 171 mm Matt White Packing : 1 set</p>
---	---	--	---

## TECHNICAL DETAILS

Name	Cutting Length
1. Front Profile	Inner Cabinet Width -(minus) 18.5 mm
2. Decorative Cover	Inner Cabinet Width -(minus) 47 mm
3. Glass (8 mm)	Inner Cabinet Width -(minus) 90.5 mm



INSTALLATION VIDEO





# DRAWER WASTE BIN

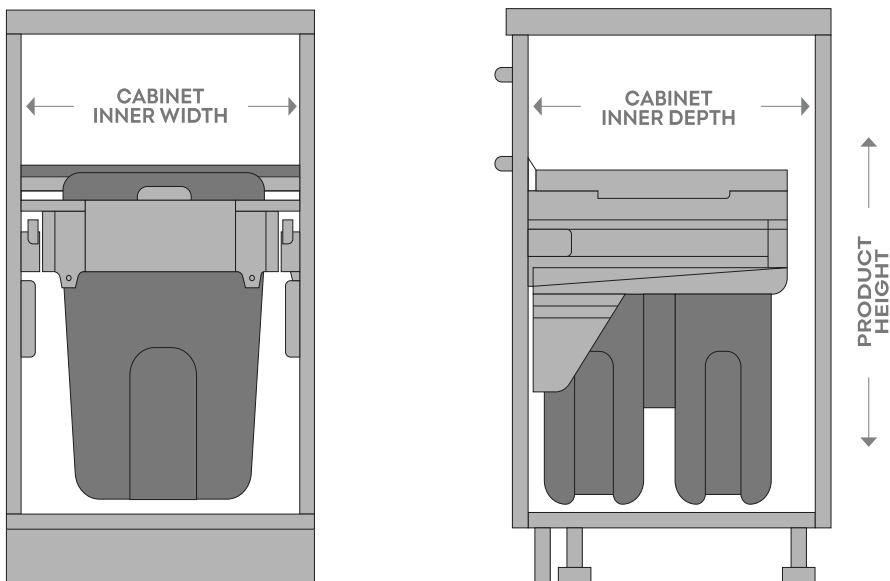


## FEATURES

- Material: Powder Coated Steel + Plastic
- DIY product (Do it yourself)
- Quite and smooth sliding performance
- Quick installation and dismantle
- Soft closing
- Separate bin for wet & dry waste
- It runs on tandem box


## TECHNICAL DETAILS

Item Code	Capacity (Litres)	Cabinet Inner Width	Cabinet Inner Depth	Product Height	Color	Packing
SDWB400	36L	364	506	470	Grey	1 set
SDWB450	54L	414	506	570	Grey	1 set
SDWB600	70L	564	506	570	Grey	1 set





# LAUNDRY DRAWER WASTE BIN

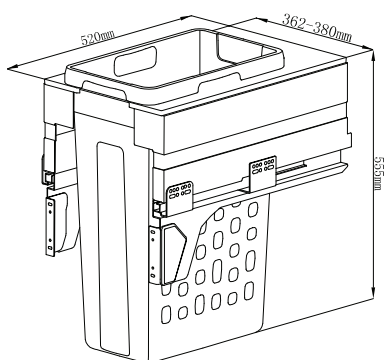


## FEATURES

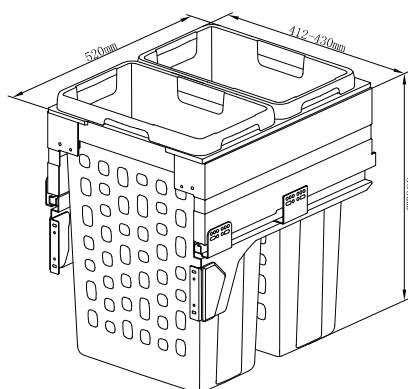
- Material: Powder Coated Steel + Plastic
- DIY product (Do it yourself)
- Quite and smooth sliding performance
- Quick installation and dismantle
- Soft closing
- Separate bin for wet & dry waste
- It runs on tandem box

## TECHNICAL DETAILS

Item Code	Capacity (Litres)	Cabinet Inner Width	Cabinet Inner Depth	Product Height	Color	Packing
SLDWB400	36L	364	520	555	White/Blue	1 set
SLDWB450	54L	414	520	555	White/Blue	1 set




SLDWB400



SLDWB450



# WICKER BASKETS



## FEATURES

- This is pure natural hand made wicker made up of Indonesian bamboo which becomes food grade.
- The wooden slides & frames of wicker basket are made from Steam beach.
- It comes along with Wooden Slides

## TECHNICAL DETAILS

Item Code	Cabinet Width	Cabinet Depth	Product Height
Wicker Basket 15204	450	555	88
Wicker Basket 15206	450	555	135
Wicker Basket 15208	450	555	185
Wicker Basket 152012	450	555	285
Wicker Basket 21204	600	555	88
Wicker Basket 21206	600	555	135
Wicker Basket 21208	600	555	185
Wicker Basket 212012	600	555	285





## WOODEN WARDROBE ACCESSORIES

WOODEN TROUSER RACK 900MM	28 - 29
WOODEN JEWELLERY ORGANIZER 900MM	28 - 29
WOODEN SHOE RACK 900MM	30 - 31
WOODEN OVAL ROD WITH BRACKET 900MM	30 - 31
VELVET HANGER	32 - 33
FOLDABLE VELVET HANGER 5 LAYERS	32 - 33
VELVET HANGER 4 LAYERS	34 - 35
BELT HANGER	34 - 35



# WOODEN TROUSER RACK 900MM



## INNER INSTALLATION DIMENSION

Item Code	Width	Depth	Height
SWTR-900MM	864	525	115

- Material: Steam Beach Wood
- Comes with Soft Close Concealed Slide

# WOODEN JEWELLERY ORGANIZER 900MM



## INNER INSTALLATION DIMENSION

Item Code	Width	Depth	Height
SWJO-900MM	864	525	115

- Material: Steam Beach Wood
- Comes with Soft Close Concealed Slide

All Dimensions are in mm



# WOODEN SHOE RACK 900MM



## INNER INSTALLATION DIMENSION

Item Code	Width	Depth	Height
SWSR-900MM	864	525	135

- Material: Steam Beach Wood

# WOODEN OVAL ROD WITH BRACKET 900MM



## INNER INSTALLATION DIMENSION

Item Code	Width	Depth	Height
SWORB-900MM	864	60	60

- Material: Steam Beach Wood

All Dimensions are in mm



# VELVET HANGER



## INNER INSTALLATION DIMENSION

Item Code	Width	Depth	Height
SLVP52BE	445	12	220

- Material: Steam Beach Wood
- Velvet Coating on Rods
- Packing quantity - 10 pcs

# FOLDABLE VELVET HANGER 5 LAYERS



## INNER INSTALLATION DIMENSION

Item Code	Width	Depth	Height
SLMTM01	330	23.5	480

- Material: Steam Beach Wood
- Velvet Coating on Rods
- Packing quantity - 1 pc

All Dimensions are in mm



# VELVET HANGER 4 LAYERS



## INNER INSTALLATION DIMENSION

Item Code	Width	Depth	Height
SLT0204NR	380	12	345

- Material: Steam Beach Wood
- Velvet Coating on Rods
- Packing quantity - 2 pcs

# BELT HANGER






## INNER INSTALLATION DIMENSION

Item Code	Width	Depth	Height
SLT0408	280	18	165

- Material: Steam Beach Wood
- Packing quantity - 1 pc

All Dimensions are in mm






## INSERTS

WOODEN CUTLERY ORGANIZER 900MM	38 - 39
WOODEN BOTTLE AND PLATE ORGANIZER 900MM	38 - 39
WOODEN VERTICAL PLATE ORGANIZER 600MM	40 - 41
WOODEN SPICES ORGANIZER 600MM	40 - 41
WOODEN POLE SYSTEM PLATE ORGANIZER 900MM	42 - 43
ADJUSTABLE WOOD CUTLERY ORGANIZER	42 - 43
CUP & SAUCER INSERT	44 - 45
PLATE INSERT	44 - 45
BIG PLATE	46 - 47
SS BOX CUTLERY ORGANIZER	46 - 47
BOTTLE INSERT	48 - 49
PVC CUTLERY TRAY ORGANIZER	50 - 51
PVC CUTLERY PLATE ORGANIZER	52 - 53
ANTI SLIP MAT	54 - 55



# WOODEN CUTLERY ORGANIZER 900MM



## PRODUCT DIMENSIONS

Item Code	Width	Depth	Height
SWCO-900MM	810	470	85

- Material: Steam Beach Wood

# WOODEN BOTTLE AND PLATE ORGANIZER 900MM



## PRODUCT DIMENSIONS

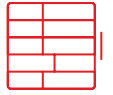
Item Code	Width	Depth	Height
SWBPO-900MM	810	470	175

- Material: Steam Beach Wood

All Dimensions are in mm



# WOODEN VERTICAL PLATE ORGANIZER 600MM



## PRODUCT DIMENSIONS

Item Code	Width	Depth	Height
SWVPO-600MM	510	470	45

- Material: Steam Beach Wood

# WOODEN SPICES ORGANIZER 600MM



## PRODUCT DIMENSIONS



Item Code	Width	Depth	Height
SWSO-600MM	510	470	65

- Material: Steam Beach Wood

All Dimensions are in mm



# WOODEN POLE SYSTEM PLATE ORGANIZER 900MM




## PRODUCT DIMENSIONS

Item Code	Width	Depth	Height
SWPSPO-900MM	810	470	175

- Material: Steam Beach Wood

# ADJUSTABLE WOOD CUTLERY ORGANIZER




## PRODUCT DIMENSIONS

Item Code	Width	Depth	Height
SAWCO	336-588	470	63

All Dimensions are in mm



# CUP & SAUCER INSERT



## PRODUCT DIMENSIONS

Item Code	Width	Depth	Height
SCSI	130	470	95

# PLATE INSERT



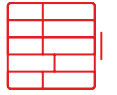
## PRODUCT DIMENSIONS

Item Code	Width	Depth	Height
SPI	160	470	150

All Dimensions are in mm



# BIG PLATE INSERT



## PRODUCT DIMENSIONS

Item Code	Width	Depth	Height
SBPI	160	472	150

# SS BOX CUTLERY ORGANIZER



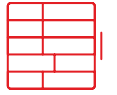
## PRODUCT DIMENSIONS

Item Code	Width	Depth	Height
SCBO15	360	470	65
SCBO17	410	470	65
SCBO19	460	470	65
SCBO21	510	470	65

All Dimensions are in mm



# BOTTLE INSERT



## PRODUCT DIMENSIONS



Item Code	Width	Depth	Height
SBI (3X3) 1 LINE	88	445	65



Item Code	Width	Depth	Height
SBI (3X3) 2 LINES	170	445	65



Item Code	Width	Depth	Height
SBI (5X5) 1 LINE	132	445	65



Item Code	Width	Depth	Height
SBI (5X5) 2 LINES	258	445	65



Item Code	Width	Depth	Height
SBI (7X7) 1 LINE	182	445	65


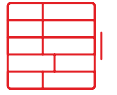


Item Code	Width	Depth	Height
SBI (7X7) 2 LINES	358	445	65

All Dimensions are in mm



# PVC CUTLERY TRAY ORGANIZER



## PRODUCT DIMENSIONS

Item Code	Width	Depth	Height
SPVCCT015	400	490	58
SPVCCT021	550	490	58
SPVCCT032	850	490	58

# PVC CUTLERY PLATE ORGANIZER



## PRODUCT DIMENSIONS

Item Code	Width	Depth	Height
SPVCP021	540	490	55
SPVCP032	840	490	55

All Dimensions are in mm



# PVC CUTLERY TRAY ORGANIZER (BLACK)



Item Code SPVCCTOB15  
 Width 400mm  
 Depth 490mm  
 Height 55mm



Item Code SPVCCTOB21  
 Width 550mm  
 Depth 490mm  
 Height 55mm



Item Code SPVCCTOB28  
 Width 650mm  
 Depth 490mm  
 Height 55mm





Item Code SPVCCTOB32  
 Width 750mm  
 Depth 490mm  
 Height 55mm



Item Code SPVCCTOB36  
 Width 850mm  
 Depth 490mm  
 Height 55mm



# ANTI SLIP MAT





## EXECUTIVE

Item Code	Width	Length	Thickness
SASMGE 500 5000	500	5000	1.2
SASMGE 550 5000	550	5000	1.2

## PREMIUM

Item Code	Width	Length	Thickness
SASMG 400 5000	400	5000	1.2
SASMG 500 5000	500	5000	1.2
SASMG 550 5000	550	5000	1.2





## PROFILE

C-Gola Profile	58 - 59
L-Gola Profile	60 - 61
Vertical Gola Profile	62 - 63
Wall Cabinet Profile	64 - 65
Glass Profile	66 - 81
G Profile	84 - 85
J Profile	86 - 89



Satin Silver




Satin Black

# C-GOLA PROFILE



## FEATURES


- Surface Treatment : Anodise
- Material : Aluminium
- Length : 3000mm



Satin Silver



Satin Black



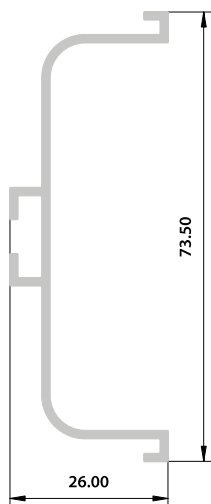
Satin Graphite



Satin Rose Gold



Satin Gold



C Gola End Caps



C Gola Internal Connector



C Gola External Connector



C Gola Covered End Cap

All Connectors & End Caps are available in Satin Black, Satin Silver, Satin Gold, Satin Graphite & Satin Rose gold finish



Satin Graphite



Satin Rose Gold




Satin Gold

# L-GOLA PROFILE




## FEATURES


- Surface Treatment : Anodise
- Material : Aluminium
- Length : 3000mm




Satin Silver




Satin Black



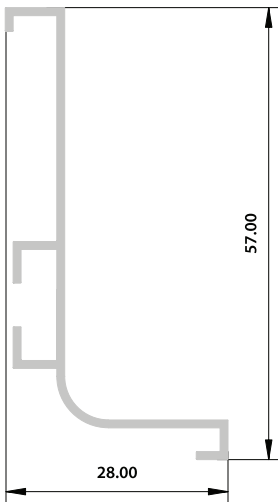
Satin Graphite



Satin Rose Gold



Satin Gold



L Gola End Caps



L Gola Internal Connector



L Gola External Connector



L Gola Covered End Cap

All Connectors & End Caps are available in Satin Black, Satin Silver, Satin Gold, Satin Graphite & Satin Rose gold finish



# VERTICAL GOLA PROFILE



## FEATURES

- Surface Treatment : Anodise
- Material : Aluminium
- Length : 3000mm

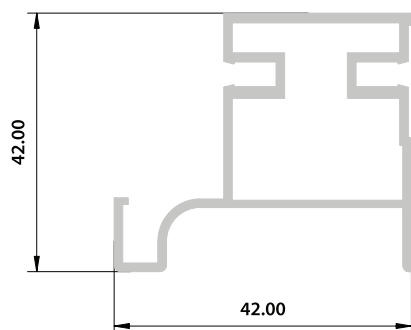
Half Vertical Gola Profile



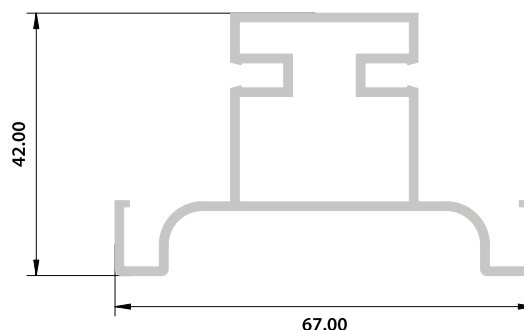
Full Vertical Gola Profile



Satin Silver



Satin Silver





# WALL CABINET PROFILE

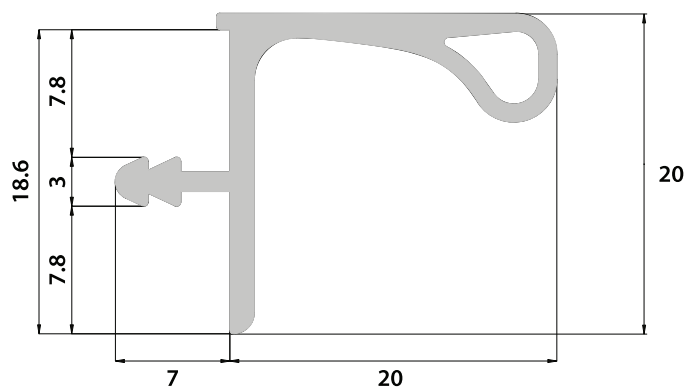


## FEATURES

- Surface Treatment : Anodise
- Material : Aluminium
- Length : 3000mm



Satin Silver





# GLASS PROFILE



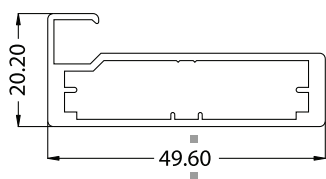
## FEATURES

- Surface Treatment : Anodise
- Material : Aluminium
- Length : 3000mm

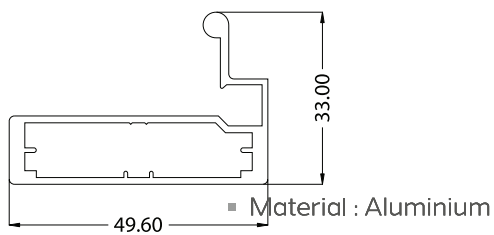
## PRODUCT DETAILS

Item Code  
S142  
S143

S142



S143



Satin Black



Satin Gold



Satin Graphite



Satin Rose Gold



Satin Silver



C104 for 50 & 55mm



# GLASS PROFILE



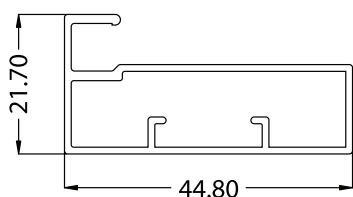
## FEATURES

- Surface Treatment : Anodise
- Material : Aluminium
- Length : 3000mm

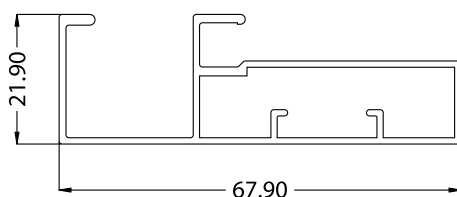
## PRODUCT DETAILS

Item Code  
S102  
S104  
S106


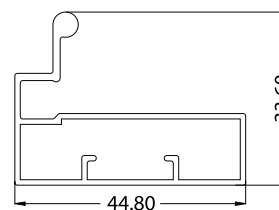
S102




S104




S106




Satin Black




Satin Gold



Satin Graphite



Satin Rose Gold



Satin Silver



C113 for 45mm



# GLASS PROFILE



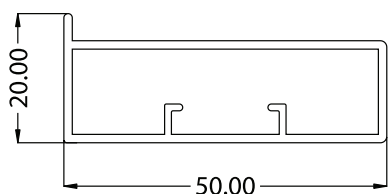
## FEATURES

- Surface Treatment : Anodise
- Material : Aluminium
- Length : 3000mm


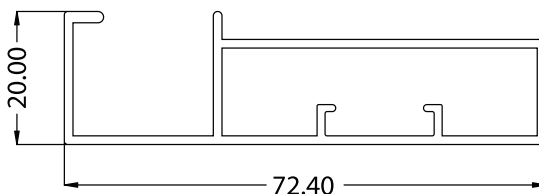
## PRODUCT DETAILS

Item Code  
S103  
S105


S103




S105




Satin Black




Satin Gold



Satin Graphite



Satin Rose Gold



Satin Silver



C113 for 50mm



# GLASS PROFILE



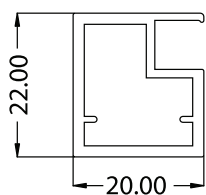
## FEATURES

- Surface Treatment : Anodise
- Material : Aluminium
- Length : 3000mm

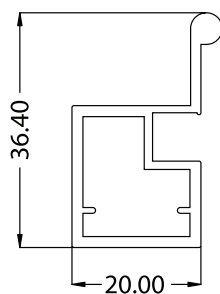
## PRODUCT DETAILS

Item Code  
S114  
S115


S114




S115




Satin Black



Satin Gold




Satin Graphite



Satin Rose Gold



Satin Silver



C115 for 20mm



# GLASS PROFILE



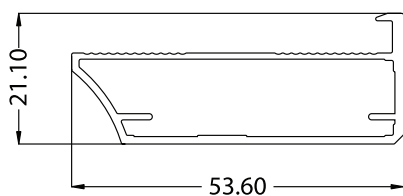
## FEATURES

- Surface Treatment : Anodise
- Material : Aluminium
- Length : 3000mm

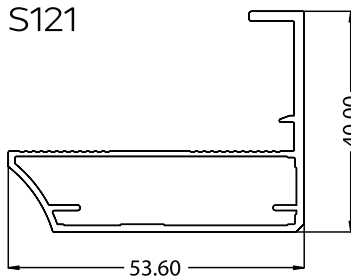
## PRODUCT DETAILS

- Item Code  
S120  
S121  
S122

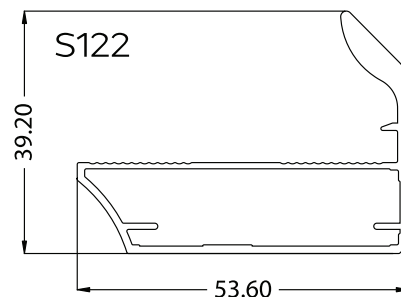
S120




S121




S122




Satin Black




Satin Gold



Satin Graphite



Satin Rose Gold



Satin Silver



C104 for 50 & 55mm



# GLASS PROFILE



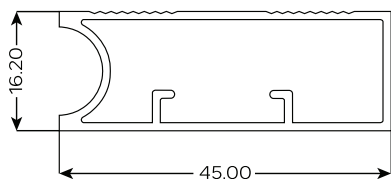
## FEATURES

- Surface Treatment : Anodise
- Material : Aluminium
- Length : 3000mm


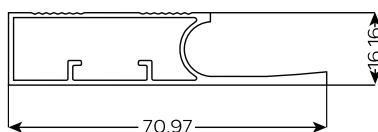
## PRODUCT DETAILS

Item Code  
S214  
S218


S214



S218



S214 Rose Gold



S218 Rose Gold



# GLASS PROFILE




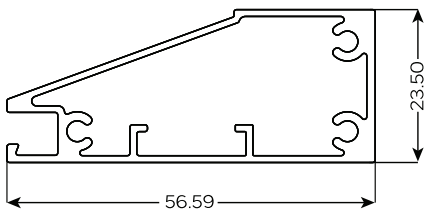
## FEATURES

- Surface Treatment : Anodise
- Material : Aluminium
- Length : 3000mm


## PRODUCT DETAILS

Item Code  
S215

S215



S215 Rose Gold



# GLASS PROFILE




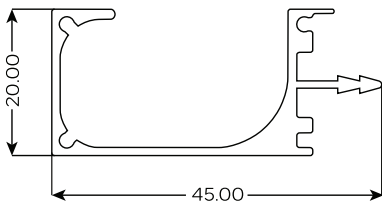
## FEATURES

- Surface Treatment : Anodise
- Material : Aluminium
- Length : 3000mm

## PRODUCT DETAILS

Item Code  
S2602

S2602



S2602 Rose Gold



# GLASS PROFILE




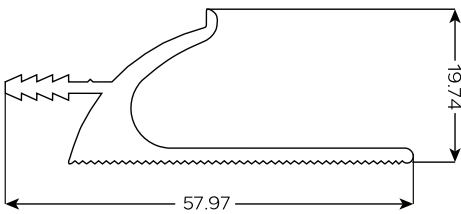
## FEATURES

- Surface Treatment : Anodise
- Material : Aluminium
- Length : 3000mm

## PRODUCT DETAILS

Item Code  
S2621

S2621



S2621 Rose Gold



# G PROFILE




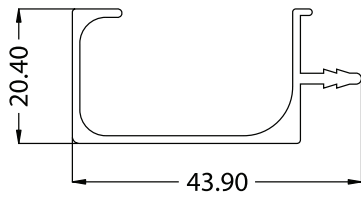
## FEATURES

- Surface Treatment : Anodise
- Material : Aluminium
- Length : 3000mm


## PRODUCT DETAILS

Item Code  
S2601


S2601




Satin Black




Satin Gold



Satin Graphite



Satin Rose Gold



Satin Silver



# J PROFILE



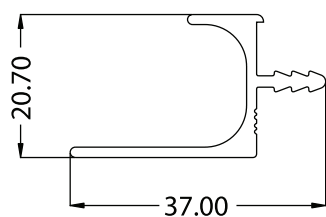
## FEATURES

- Surface Treatment : Anodise
- Material : Aluminium
- Length : 3000mm


## PRODUCT DETAILS

Item Code  
S2625

S2625



Satin Black




Satin Gold



Satin Graphite



Satin Rose Gold



Satin Silver



# J PROFILE



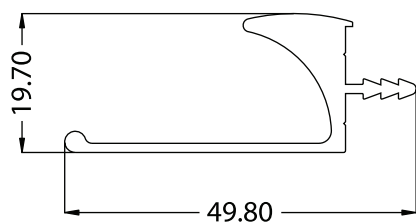
## FEATURES

- Surface Treatment : Anodise
- Material : Aluminium
- Length : 3000mm


## PRODUCT DETAILS

Item Code  
S2620


S2620




Satin Black




Satin Gold



Satin Graphite

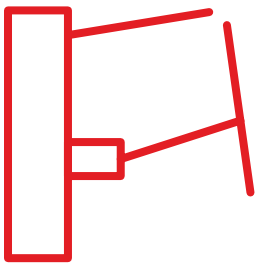


Satin Rose Gold



Satin Silver





## LIFT UPS

FREE STOP LIFT UP

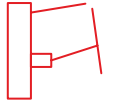
92 - 93

SPITZE UPGRADED GAS PUMPS

94 - 95



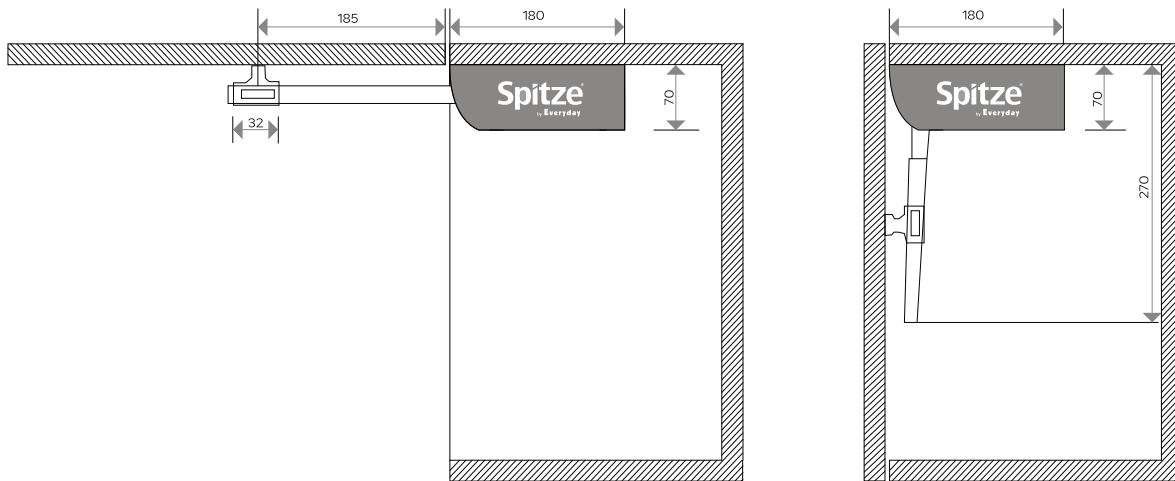
# FREE STOP LIFT UP



## FEATURES

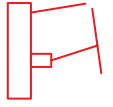
- Material: Zinc Alloy + Plastic
- Finish: Nickel Plating
- Load Carrying Capacity: 6Kg
- 3D Adjustment up to 2mm
- Easy Installation and Adjustment
- Stop at any opening position
- Silent and effortless closing
- Force can be adjusted

## TECHNICAL DETAILS



- Soft Closing Angle 25°
- Free Stop at Any Angle





# SPITZE UPGRADED GAS PUMPS WITH MULTIPLE ADJUSTMENT


## FEATURES

- Utility Model Double Buffering Air Support
- Door Opening & Closing Buffer Adjustment Force
- Replacement option for liftups.
- The Closing buffer speed can be adjusted according to actual needs

## AVAILABLE SIZES

60N, 80N, 100N, 120N, 150N & 200N





## ROLLER SHUTTERS

STAINLESS STEEL ROLLER SHUTTER	98 - 99
ABS ROLLER SHUTTER	100 - 101
ABS ROLLER SHUTTER BLACK	102 - 103
ALUMINIUM ROLLER SHUTTER	104 - 105



Spitze

Spitze

Spitze

# STAINLESS STEEL ROLLER SHUTTER

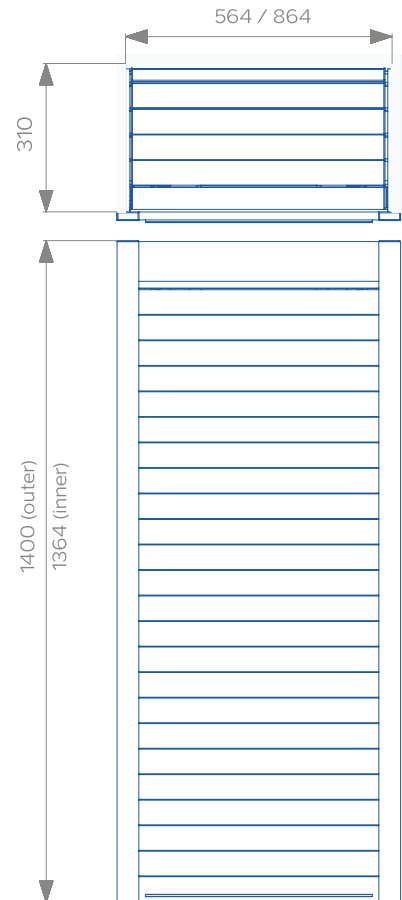


## FEATURES

- DIY (Do It Yourself)
- UNIVERSAL Installation
- Cassette Mechanism
- Smooth Sliding
- Easy Installation
- Easy to Clean and Maintain
- 304 Stainless Steel
- 50mm Slat
- Brush finish

Product Code: SSSRS6001400  
Inner Installation Size: W564 x D310 x H1364

Product Code: SSSRS9001400  
Inner Installation Size: W864 x D310 x H1364



All Dimensions are in mm



Spitze

100


# ABS ROLLER SHUTTER



## FEATURES

- DIY (Do It Yourself)
- UNIVERSAL Installation
- Cassette Mechanism
- Smooth Sliding
- Easy Installation
- Easy to Clean and Maintain
- Silver Metallic Finish
- 25mm Slat

Product Code: SABSRS6001400  
Inner Installation Size: W564 x D270 x H1364



All Dimensions are in mm



Spitze

Spitze

# ABS ROLLER SHUTTER BLACK



## FEATURES


- DIY (Do It Yourself)
- UNIVERSAL Installation
- Cassette Mechanism
- Smooth Sliding
- Easy Installation
- Easy to Clean and Maintain
- Black Metallic Finish
- 25mm Slat

Product Code:

SABRS6001400

Inner Installation Size:

W564 x D270 x H1364



All Dimensions are in mm



# ALUMINIUM ROLLER SHUTTER



## FEATURES


- DIY (Do It Yourself)
- UNIVERSAL Installation
- Cassette Mechanism
- Smooth Sliding
- Easy Installation
- Easy to Clean and Maintain
- Anodise Finish
- 20mm Slat

Product Code:


SALURS6001400


Inner Installation Size:

W564 x D270 x H1364



All Dimensions are in mm





## HINGES


SOFT CLOSING 3D HINGES	108 - 109
NORMAL HINGES	110 - 111
SOFT CLOSING 165 DEGREE HINGES	112 - 113
SOFT CLOSING BLIND CORNER HINGES	112 - 113
19mm SOFT CLOSING HINGES	114 - 115



Black Nickel

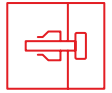


Mild Steel



Stainless Steel

# SOFT CLOSING 3D HINGES

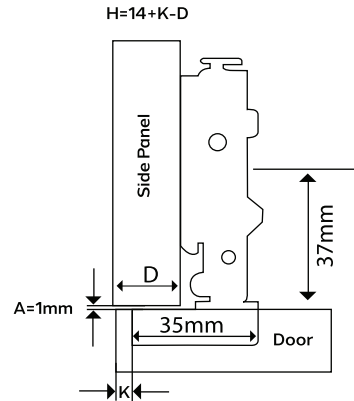


## FEATURES

- Material: Nickel Plated Steel
- DIY Product (Do it yourself)
- Quite and Smooth Performance
- Clip on
- Weight Capacity: 5kgs
- Available in 3 Finishes
- Quick Installation and Dismantle
- Soft Closing
- 50,000 Cycles Tested
- 3 Dimensional Adjustment
- Height of Hinge Cup: 11.5mm
- Recommended Door Thickness: 16mm - 22mm

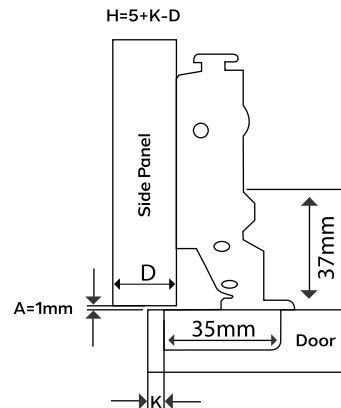
## 0 CRANK HINGE

D	H	K					
			3	4	5	6	7
0	17	18	19	20	21		
2	15	16	17	18	19		



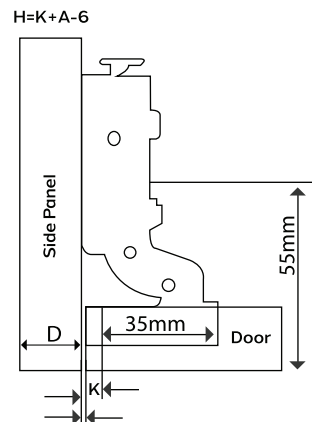
## 8 CRANK HINGE

D	H	K					
			3	4	5	6	7
0	8	9	10	11	12		
2	6	7	8	9	10		



## 16 CRANK HINGE

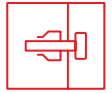
A	H	K					
			3	4	5	6	7
0	3	2	1	0	-1		
2	5	4	3	2	1		



All Dimensions are in mm



# NORMAL HINGES

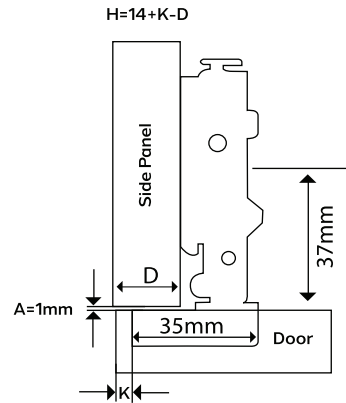


## FEATURES

- Material: Nickel Plated Steel
- DIY Product (Do it yourself)
- Quite and Smooth Performance
- Weight Capacity: 5kgs
- Quick Installation and Dismantle
- 50,000 Cycles Tested
- Height of Hinge Cup: 11.5mm
- Recommended Door Thickness: 16mm - 22mm

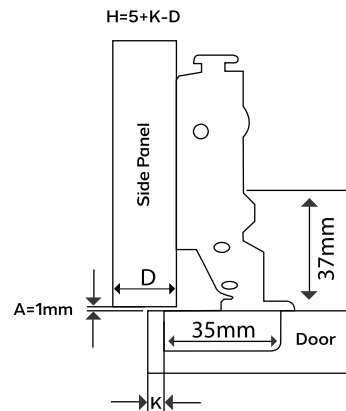
## 0 CRANK HINGE

D	H	K					
			3	4	5	6	7
0	17	18	19	20	21		
2	15	16	17	18	19		



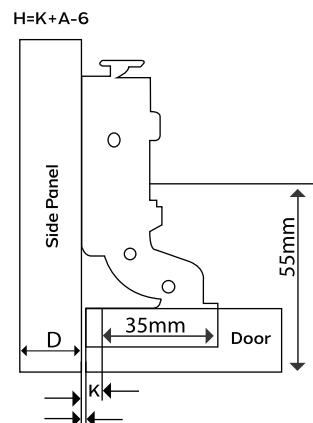
## 8 CRANK HINGE

D	H	K					
			3	4	5	6	7
0	8	9	10	11	12		
2	6	7	8	9	10		



## 16 CRANK HINGE

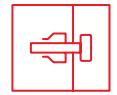
A	H	K					
			3	4	5	6	7
0	3	2	1	0	-1		
2	5	4	3	2	1		



All Dimensions are in mm



# SOFT CLOSING 165 DEGREE HINGES

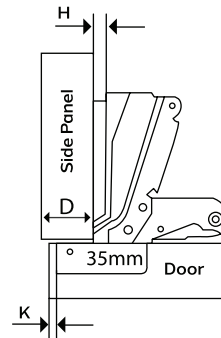


## FEATURES

- Material: Nickel Plated Steel
- DIY Product (Do it yourself)
- Quite and Smooth Performance
- Open Degree: 165°
- Weight Capacity: 7.5kgs
- Quick Installation and Dismantle
- Soft Closing
- 50,000 Cycles Tested
- Height of Hinge Cup: 11.5mm
- Recommended Door Thickness: 16-22mm

## 0 CRANK HINGE

D	H	K	3	4	5	6	7
0			16	17	18	19	20



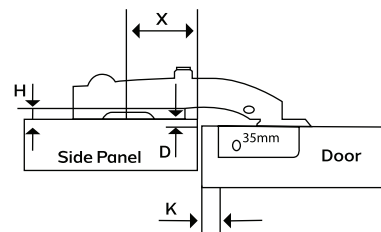
# SOFT CLOSING BLIND CORNER HINGES

## FEATURES

- Material: Nickel Plated Steel
- DIY Product (Do it yourself)
- Quite and Smooth Performance
- Open Degree: 90°
- Weight Capacity 5kgs
- Quick Installation and Dismantle
- Soft Closing
- 50,000 Cycles Tested
- Height of Hinge Cup: 11.5mm
- Recommended Door Thickness: 16-22mm

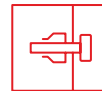
## 16 CRANK HINGE

D	H	K	4	5
0			20 / 4.8	19 / 4.8
2			20 / 2.8	19 / 2.8
			D	





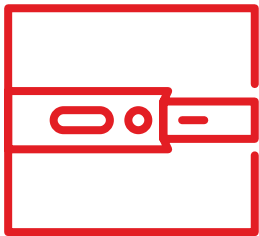
# 19mm SOFT CLOSING HINGES



## FEATURES

- Material: Black Nickel
- DIY Product (Do it yourself)
- Quite and Smooth Performance
- Weight Capacity: 7.5kgs
- Quick Installation and Dismantle
- Soft Closing
- 50,000 Cycles Tested





## SLIDES

TELESCOPIC SLIDE

118 - 119

SOFT CLOSE TELESCOPIC SLIDE

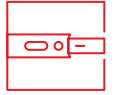
118 - 119

CONCEALED SLIDE

120 - 121

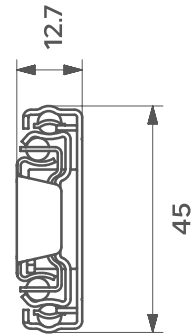


# TELESCOPIC SLIDE



## FEATURES

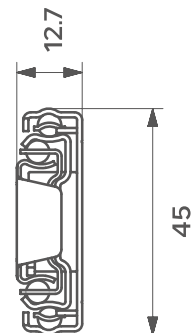
- Material: Cold rolled steel
- Finish: Zinc Matte Plated & Black Matte Plated
- Cycle tested: 50,000 times
- Load carrying capacity: 45kgs
- Smooth and silent rolling
- Thickness: 1.0x1.0x1.2mm
- Available sizes: 10" | 12" | 14" | 16" | 18" | 20" | 22" | 24" | 28"



# SOFT CLOSE TELESCOPIC SLIDE

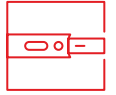
## FEATURES

- Soft close
- Material: Cold rolled steel
- Finish: Zinc Matte Plated & Black Matte Plated
- Cycle tested: 50,000 times
- Load carrying capacity: 45kgs
- Smooth and silent rolling
- Thickness: 1.0x1.0x1.2mm
- Available sizes: 12" | 14" | 16" | 18" | 20" | 22"





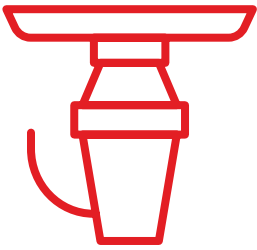
# CONCEALED SLIDE



## FEATURES

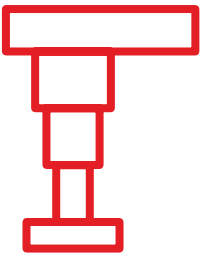
- Concealed, full extension, quiet movement
- Dynamic load carrying capacity: 40kgs
- Material: Galvanized steel
- Material thickness: 1.0 x 1.5 x 1.8mm
- Tool-free quick installation
- Quiet system guarantees the slides run smoothly without noise
- Drawer height adjustable for 0-2mm
- Soft-closing function make the drawer close safely without effect of weight
- Available size: 12" | 14" | 16" | 18" | 20" | 22"





FOOD WASTE DISPOSER

124 - 125



LEGS

126 - 127



# FOOD WASTE DISPOSER



## FEATURES

- Quick Installation
- Anti Bacteria Grinding System
- Dish Washer Connector
- Shock Mitigation System
- Six Level Grinding System
- Sound Insulation System
- Built in Air Switch
- 4200 RPM
- DC Magnetic Motor
- Stainless Steel Anti Corrosion Grinding System
- Grinding Particles less than 2mm
- Chicken & Fish Bones can be easily grind
- Comes with Single and Double Bowl Sink Fittings
- Overloading & Overheating Preventing System
- Two Years Warranty for Motor and One Year Warranty for Parts



INSTALLATION  
VIDEO



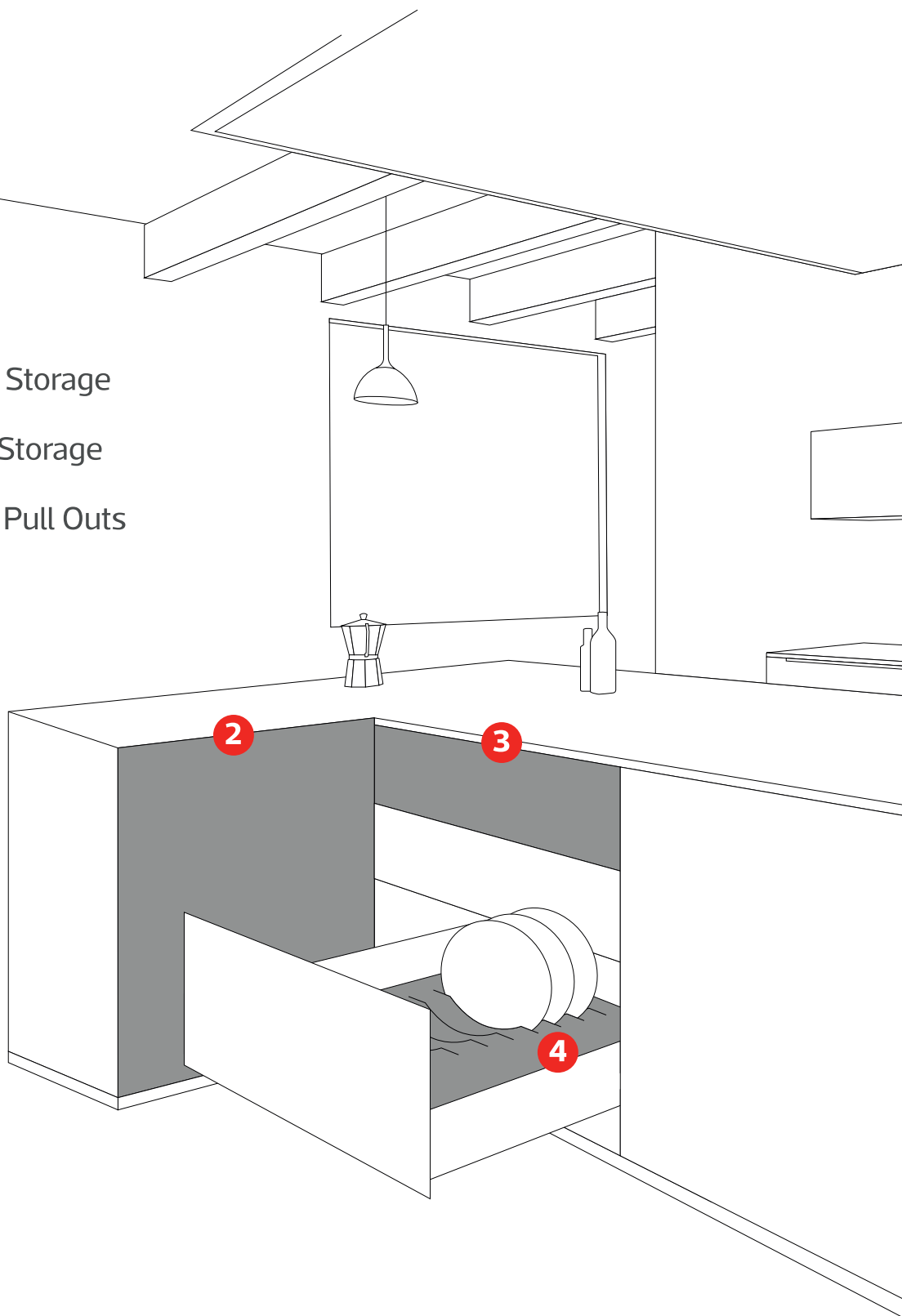


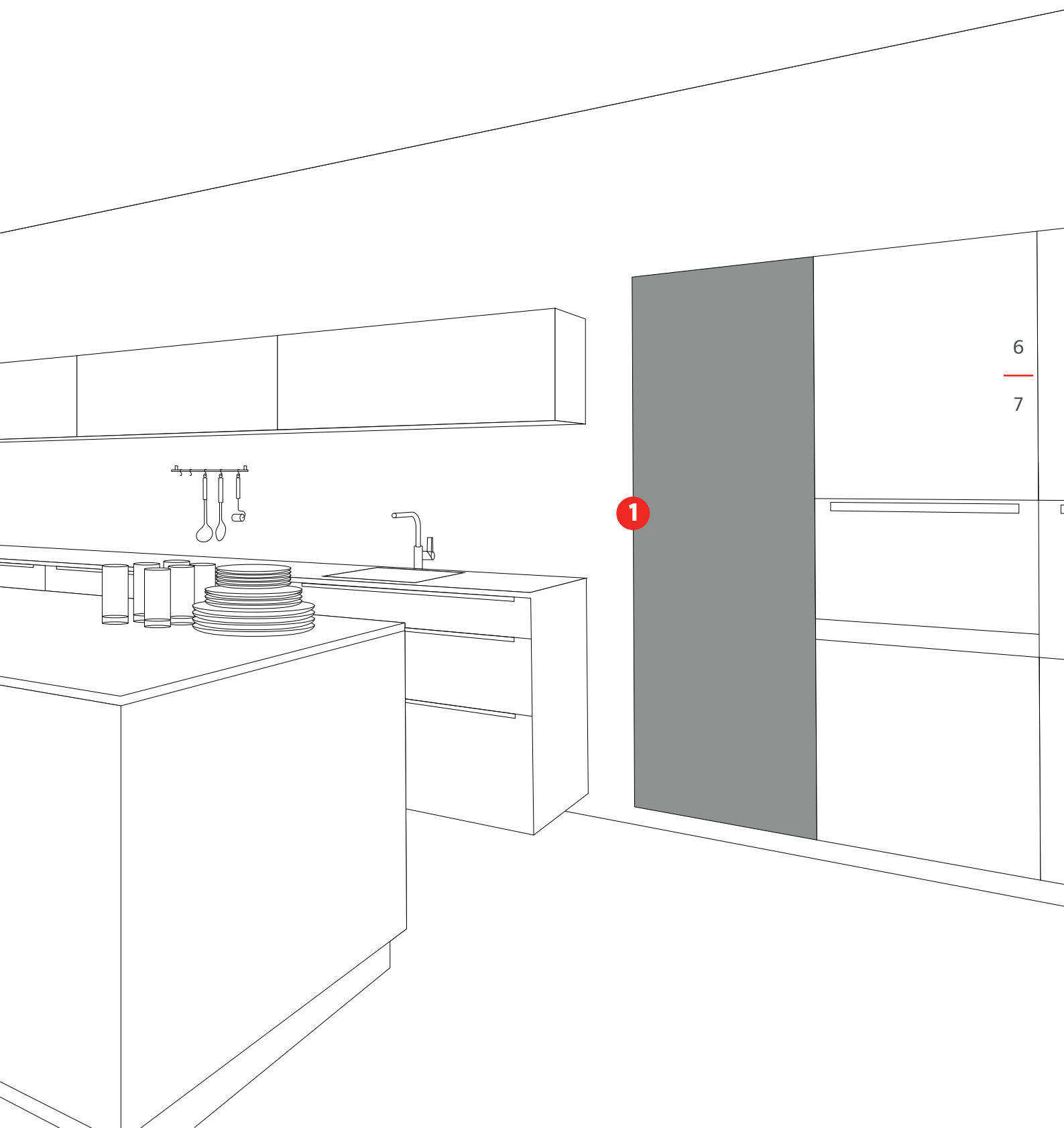
OFFICIAL MODULAR KITCHEN ACCESSORIES PARTNER

# KITCHEN STORAGE SYSTEM

# THE RANGE

- 1 Vertical Storage
- 2 Corner Storage
- 3 Drawer Pull Outs
- 4 Inserts





1

6

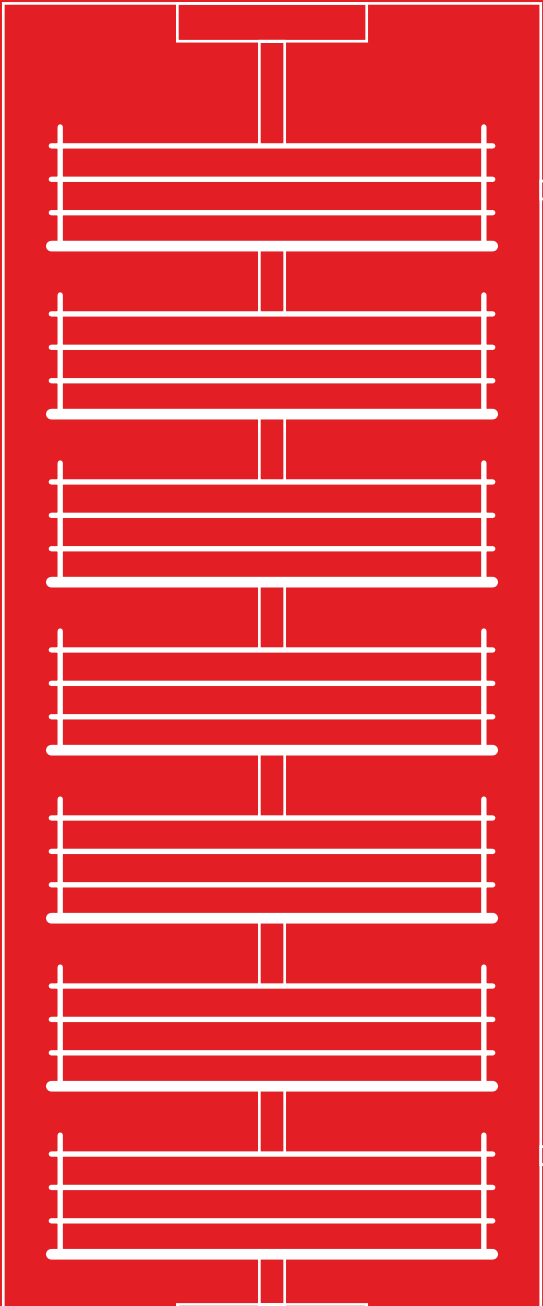

7

# Vertical Storage

---

## Index

	Pg.
1 Larder Unit	10
2 Tall Unit	14
3 Half Pantry Unit	18
4 Pantry Unit	20





# Larder Unit 1250

## Features



Soft Closing



Adjustable Heights



High Gloss UV HMR Board



DIY installation



Smooth functioning



Universal installation



Best in Quality Powder Coating & Chrome Plating



Template system

## Inner Installation Dimensions

Item Code	Width	Depth	Height
SLU1250450(4')	414	500	1250-1450
SLU1250600(4')	564	500	1250-1450



SLU1250450



SLU1250600



# Larder Unit 1850

## Features



Soft Closing



Adjustable Heights



High Gloss UV HMR Board



DIY installation



Smooth functioning



Universal installation



Best in Quality Powder Coating & Chrome Plating



Template system

## Inner Installation Dimensions

Item Code	Width	Depth	Height
SLU1850450(6')	414	500	1850-2050
SLU1850600(6')	564	500	1850-2050



SLU1850450



SLU1850600



# Tall Unit 1250

## Features



Soft Closing



Adjustable Heights



High Gloss UV HMR Board



DIY installation



Smooth functioning



Universal installation



Best in Quality Powder Coating & Chrome Plating



Template system



4-way Micro Facia adjustment ( 2-4mm ) with screws

## Inner Installation Dimensions

Item Code	Width	Depth	Height
STU1250300(6')	264	480	1250-1450
STU1250450(6')	414	480	1250-1450

14

15



STU1250300



STU1250450

All product dimensions are in mm.



# Tall Unit 1850

## Features



Soft Closing



Adjustable Heights



High Gloss UV HMR Board



DIY installation



Smooth functioning



Universal installation



Best in Quality Powder Coating & Chrome Plating



Template system



4-way Micro Facia adjustment ( 2-4mm ) with screws

## Inner Installation Dimensions

Item Code	Width	Depth	Height
STU1850300(6')	264	480	1850-2050
STU1850450(6')	414	480	1850-2050

16

17



STU1850300



STU1850450

All product dimensions are in mm.



# Half Pantry Unit 1250 & 1850

## Features



Soft Closing



Adjustable Heights



High Gloss UV HMR Board



DIY installation



Smooth functioning



Universal installation



Best in Quality Powder Coating & Chrome Plating



Template system

## Inner Installation Dimensions

Item Code	Width	Depth	Height
SHPU1250600(4')	564	540	1250-1450
SHPU1850600(6')	564	540	1850-2050

18

19



SHPU1250600



SHPU1850600

All product dimensions are in mm.



# Pantry Unit 1250 & 1850

## Features



Soft Closing



Adjustable Heights



High Gloss UV HMR Board



DIY installation



Smooth functioning



Universal installation



Best in Quality Powder Coating & Chrome Plating



Template system

## Inner Installation Dimensions

Item Code	Width	Depth	Height
SPU1250950(4') 914	914	540	1250-1450
SPU1850950(6') 914	914	540	1850-2050



SPU1250950



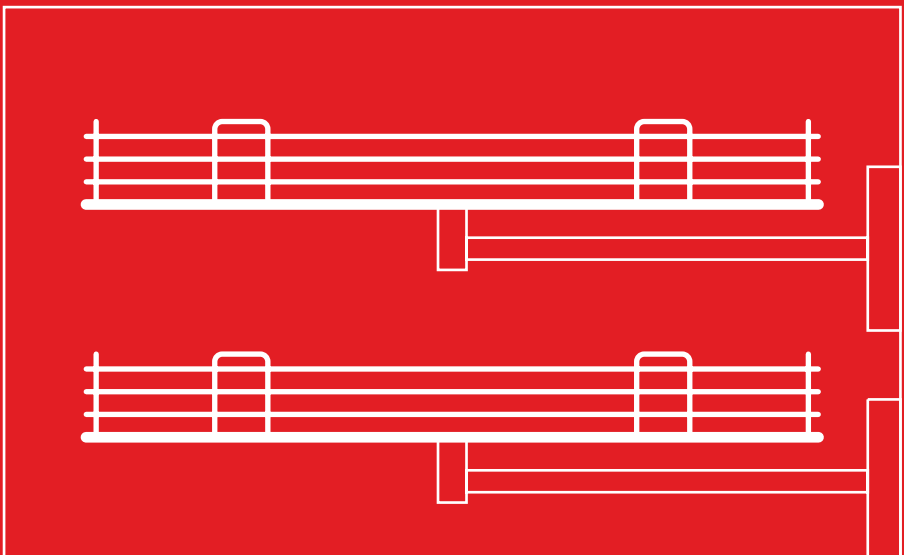

SPU1850950

# Corner Storage

---

## Index

		Pg.
1	Go Flow	24
2	Magic Corner	26
3	Carousel	28





# Go Flow

## Features



Soft Closing



Adjustable Heights



High Gloss UV HMR Board



DIY installation



Smooth functioning



Universal installation



Best in Quality Powder Coating & Chrome Plating



Template system

## Inner Installation Dimensions

Item Code	Width	Depth	Height	Inner Door Width
SGF450	830	460	700	414
SGF500	864	535	700	464



24

25




Left Opening



Right Opening

All product dimensions are in mm.



# Magic Corner

## Features



Soft Closing



Adjustable Heights



High Gloss UV HMR Board



DIY installation



Smooth functioning



Universal installation



Best in Quality Powder Coating & Chrome Plating



Template system



3- way Micro Facia adjustment ( 2-4mm ) with screws

## Inner Installation Dimensions

Item Code	Width	Depth	Height	Inner Door Width
SMC900	864	490	700	414



Left Opening



Right Opening



# Carousel Corner

## Features



Adjustable Heights



Template system



High Gloss UV HMR Board



DIY installation



Smooth functioning



Universal installation



Best in Quality Powder Coating & Chrome Plating

## Inner Installation Dimensions



Item Code	Width	Depth	Height
SCC800	714	714	700



# Drawer Pull Outs

## Index

	Pg.
1 Double & Triple Pull Out	32
2 Flexifit Drawer Basket	34
3 Inner Drawer Basket	36
4 Auto Lid Bin	38





Double Pull Out



Triple Pull Out

# Double & Triple Pull Out

## Features



Soft Closing



Smooth functioning



High Gloss UV HMR Board



DIY installation



Universal installation



Template system



Best in Quality Powder Coating & Chrome Plating



Mix n Match as per your need



3- way Micro Facia adjustment  
( 2-4mm ) with screws



Pull out frame comes with  
concealed runners.

## Inner Installation Dimensions

Cabinet Width	Item Code	Width	Depth	Height
200	DBP/TBP42017	164	540	700
250	DBP/TBP62017	214	540	700
300	DBP/TBP82017	264	540	700
350	DBP/TBP102017	314	540	700
400	DBP/TBP122017	364	540	700

32

33



DBP/TBP42017




DBP/TBP62017



DBP/TBP82017



DBP/TBP102017



DBP/TBP122017



DBP/TBP Frame

All product dimensions are in mm.



Flexifit Drawer Basket 100



Flexifit Drawer Basket 150

# Flexifit Drawer Basket

## Features



High Gloss UV HMR Board



DIY installation



Best in Quality Chrome Plating



3- way Micro Facia adjustment ( 2-4mm ) with screws



Compatible with any company's Concealed runners.


## Product Dimensions

Item Code	Width	Depth	Height	Cabinet Inner Width
SBS15204FF	388	485	104	414
SBS17204FF	438	485	104	464
SBS19204FF	488	485	104	514
SBS21204FF	538	485	104	564
SBS32204FF	838	485	104	864

Item Code	Width	Depth	Height	Cabinet Inner Width
SBS15206FF	388	485	153	414
SBS17206FF	438	485	153	464
SBS19206FF	488	485	153	514
SBS21206FF	538	485	153	564
SBS32206FF	838	485	153	864

34

35



Flexifit Drawer Basket 100



Flexifit Drawer Basket 150

All product dimensions are in mm.



# Inner Drawer Basket

## Features



High Gloss UV HMR Board



DIY installation



Best in Quality Chrome Plating



3- way Micro Facia adjustment ( 2-4mm ) with screws



Compatible with any company's Concealed runners.

## Product Dimensions

Item Code	Width	Depth	Height	Cabinet Inner Width
SBS15204	388	485	104	414
SBS17204	438	485	104	464
SBS19204	488	485	104	514
SBS21204	538	485	104	564
SBS32204	838	485	104	864


Item Code	Width	Depth	Height	Cabinet Inner Width
SBS15206	388	485	153	414
SBS17206	438	485	153	464
SBS19206	488	485	153	514
SBS21206	538	485	153	564
SBS32206	838	485	153	864

36

37



Inner Drawer Basket 100



Inner Drawer Basket 150

All product dimensions are in mm.



Spitze  
Küchen

# Auto Lid Bin

## Features



DIY installation



Universal installation

## Product Dimensions

Item Code	Width	Depth	Height	Capacity
Auto Lid Bin	400	508	104	12 ltr.





OFFICIAL MODULAR KITCHEN ACCESSORIES PARTNER

# DOOR SLIDING SYSTEMS

# Index

TopSlide	05
Multiline	17
WingSlide	29
GlassLine	33
Softline	37
Pulltens	41
BarnDoor	45
DoorSlide	49
DoorSync	59
MasterFold & MidFold	63
GlassDoor	73
MultiDoor	77
Underline	81
MagicLift	85



# TopSlide

## Sliding Wardrobe Series

TopSlide 8220   2 Doors	07
TopSlide 8220   3 Doors	07
TopSlide 8240   2 Doors	09
TopSlide 8240   3 Doors	09
TopSlide 8250   2 Doors	11
TopSlide 8250   3 Doors	11
TopSlide 8030   2 Doors	13
TopSlide 8030   3 Doors	13
TopSlide SRG 190   2 Doors	15
TopSlide SRG 190   3 Doors	15



3 Doors



2 Doors



### Bilgi / Information

- 1 Kutu İçeriği : 1 iç kapak + 1 dış kapak + 4 ad üst yavaşlatıcı + 4 ad alt yavaşlatıcı
- In 1 box : 1 internal door + 1 external door + 4 pcs Top soft closers + 4 pcs bottom soft closers



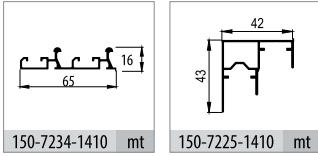
### 8220 1 Set İçeriği / 1 Set Includes



### 8203 Opsiyonel 3. İç Kapak / Optional 3. Internal Door



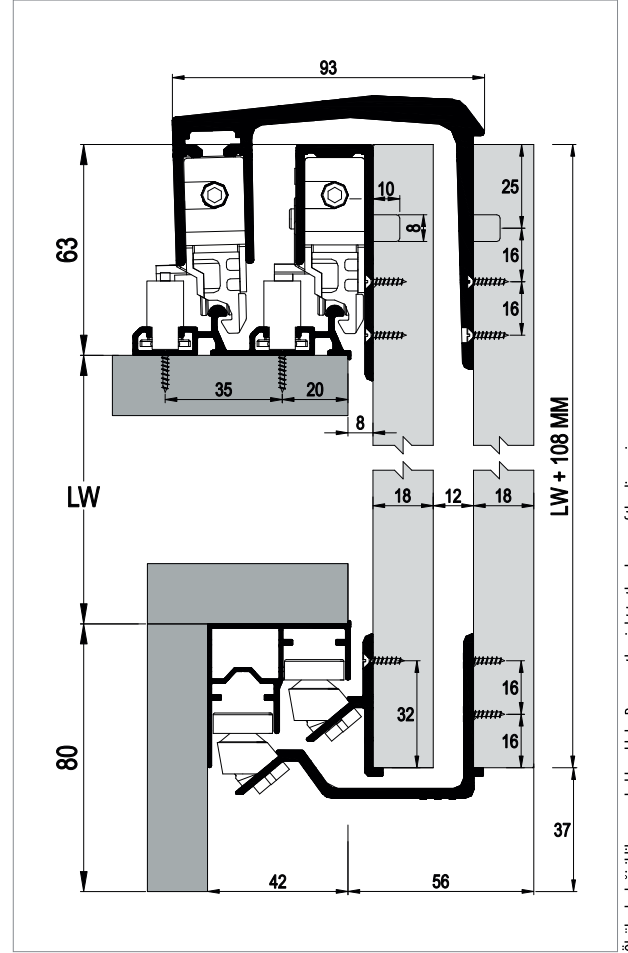
### Ray Profilleri / Rail Profiles



150-7234-1410 mt

150-7225-1410 mt

### Teknik Detay / Technical Detail



Ölçülerde değişiklik yapma hakkı saklıdır. Reserves the right to the change of the dimensions.

### 2 Doors

Total M.R.P. | INR 27,063

Kod / Code No	Açıklama / Description	QTY	M.R.P.
102-8220-1200	Sürme Gardırop Sistemi / Sliding Wardrobe System	1	INR 18,576
150-7234-1410-2400	Alüminyum Üst Ray Profili / Aluminium Top Rail Profile	1	INR 4,244
150-7225-1400-2400	Alüminyum Alt Ray Profili / Aluminium Bottom Rail Profile	1	INR 4,244

### 3 Doors

Total M.R.P. | INR 38,994

102-8220-1200	Sürme Gardırop Sistemi / Sliding Wardrobe System	1	INR 18,576
120-8203-1200	Sürme Gardırop Sistemi 3. Kapak / Sliding Wardrobe System 3. Door	1	INR 7,688
150-7234-1410-3600	Alüminyum Üst Ray Profili / Aluminium Top Rail Profile	1	INR 6,365
150-7225-1400-3600	Alüminyum Alt Ray Profili / Aluminium Bottom Rail Profile	1	INR 6,365






### Bilgi / Information

- 1 Kutu İçeriği : 1 iç kapak + 1 dış kapak + 4 ad üst yavaşlatıcı + 4 ad alt yavaşlatıcı
- In 1 box : 1 internal door + 1 external door + 4 pcs Top soft closers + 4 pcs bottom soft closers



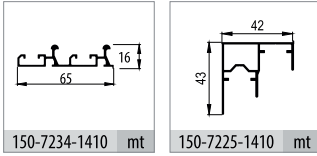
### 8240 1 Set İçeriği / 1 Set Includes



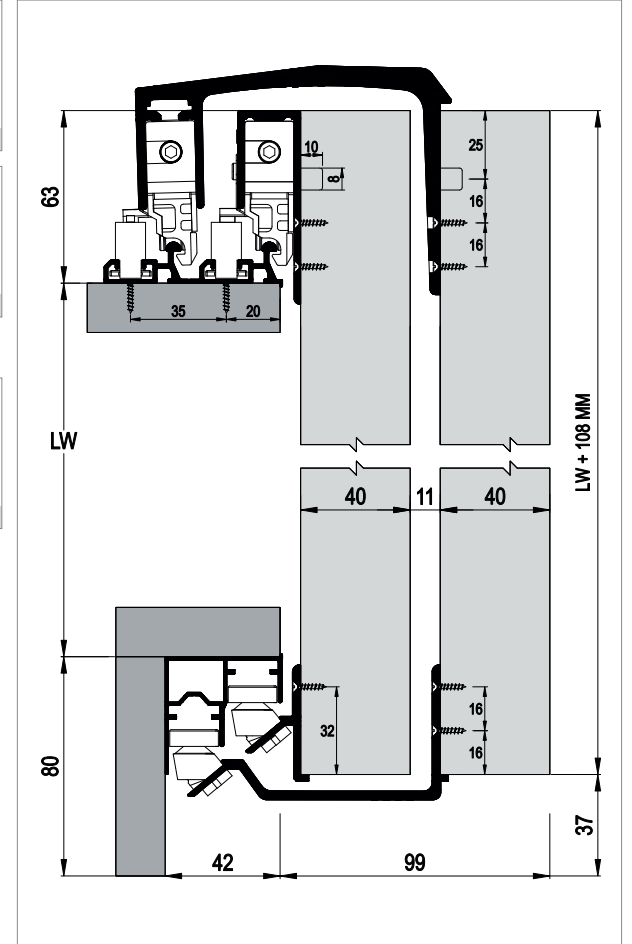
### 8203 Opsiyonel 3. İç Kapak / Optional 3. Internal Door



### Ray Profilleri / Rail Profiles



### Teknik Detay / Technical Detail



### 2 Doors

Total M.R.P. | INR 27,063

Kod / Code No	Açıklama / Description	QTY	M.R.P.
102-8240-1200	Sürme Gardırop Sistemi / Sliding Wardrobe System	1	INR 18,576
150-7234-1410-2400	Alüminyum Üst Ray Profili / Aluminium Top Rail Profile	1	INR 4,244
150-7225-1410-2400	Alüminyum Alt Ray Profili / Aluminium Bottom Rail Profile	1	INR 4,244

### 3 Doors

Total M.R.P. | INR 38,994

102-8240-1201	Sürme Gardırop Sistemi / Sliding Wardrobe System	1	INR 18,576
120-8203-1200	Sürme Gardırop Sistemi 3. Kapak / Sliding Wardrobe System 3. Door	1	INR 7,688
150-7234-1410-3600	Alüminyum Üst Ray Profili / Aluminium Top Rail Profile	1	INR 6,365
150-7225-1410-3600	Alüminyum Alt Ray Profili / Aluminium Bottom Rail Profile	1	INR 6,365



3 Doors



2 Doors




### Bilgi / Information

- 1 Kutu İçeriği : 1 iç kapak + 1 dış kapak + 4 ad üst yavaşlatıcı + 4 ad alt yavaşlatıcı
- In 1 box : 1 internal door + 1 external door + 4 pcs Top soft closers + 4 pcs bottom soft closers



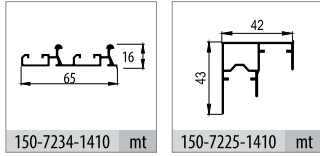
### 8250 1 Set İçeriği / 1 Set Includes



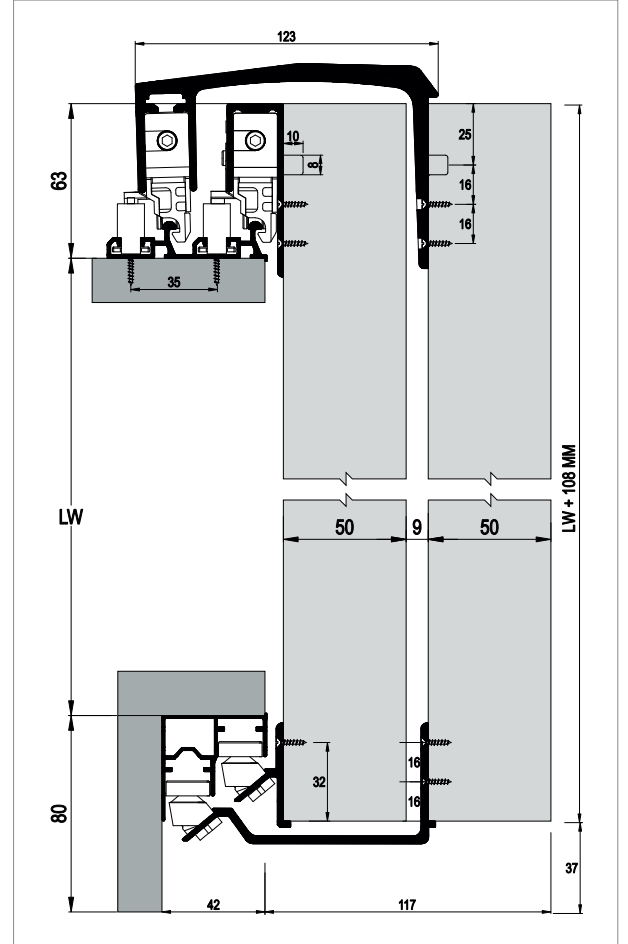
### 8203 Opsiyonel 3. İç Kapak / Optional 3. Internal Door



### Ray Profilleri / Rail Profiles



### Teknik Detay / Technical Detail



### 2 Doors

Total M.R.P. | INR 27,063

Kod / Code No	Açıklama / Description	QTY	M.R.P.
102-8250-1200	Sürme Gardırop Sistemi / Sliding Wardrobe System	1	INR 18,576
150-7234-1410-2400	Alüminyum Üst Ray Profili / Aluminium Top Rail Profile	1	INR 4,244
150-7225-1410-2400	Alüminyum Alt Ray Profili / Aluminium Bottom Rail Profile	1	INR 4,244

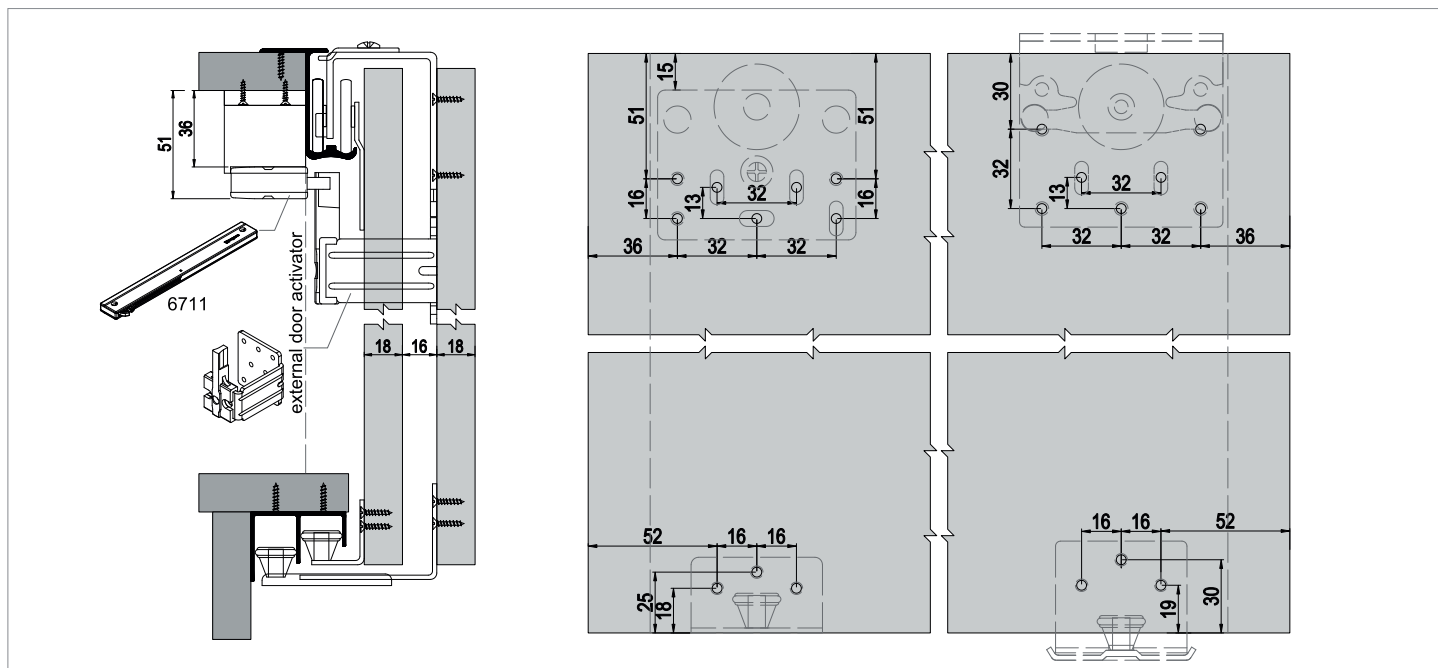
### 3 Doors

Total M.R.P. | INR 38,994

102-8250-1200	Sürme Gardırop Sistemi / Sliding Wardrobe System	1	INR 18,576
120-8203-1200	Sürme Gardırop Sistemi 3. Kapak / Sliding Wardrobe System 3. Door	1	INR 7,688
150-7234-1410-3600	Alüminyum Üst Ray Profili / Aluminium Top Rail Profile	1	INR 6,365
150-7225-1410-3600	Alüminyum Alt Ray Profili / Aluminium Bottom Rail Profile	1	INR 6,365



■ Teknik Detay / Technical Detail




Ölçülerde değişiklik yapma hakkı saklıdır. Reserves the right to the change of the dimensions.



### 8030 İç Kapak 1 Takım İçeriği / Internal Door 1 Kit Includes




### 8032 Dış Kapak 1 Takım İçeriği / External Door 1 Kit Includes



### Ray Profilleri / Rail Profiles

### 6712 Yavaşlatıcı Bağlantı Kiti / Soft Closing Connection Kit



## 2 Doors

Total M.R.P. | INR 17,152


Kod / Code No	Açıklama / Description	QTY	M.R.P.
102-8030-1300	Sürme Gardırop Sistemi İç Kapak / Sliding Wardrobe System Internal Door	1	INR 2,279
102-8032-1200	Sürme Gardırop Sistemi Dış Kapak / Sliding Wardrobe System External Door	1	INR 2,561
150-7210-1410-2400	Alüminyum Üst Ray Profili / Aluminium Top Rail Profile	1	INR 4,176
150-7212-1410-2400	Alüminyum Alt Ray Profili / Aluminium Bottom Rail Profile	1	INR 4,090
117-6710-1610	100 kgs Soft Closer	1	INR 2,934
117-6712-1610	Soft Closing Connection Kit	1	INR 1,112

## 3 Doors

Total M.R.P. | INR 23,846

102-8030-1300	Sürme Gardırop Sistemi İç Kapak / Sliding Wardrobe System Internal Door	1	INR 2,279
102-8032-1200	Sürme Gardırop Sistemi Dış Kapak / Sliding Wardrobe System External Door	2	INR 2,561
150-7210-1410-3600	Alüminyum Üst Ray Profili / Aluminium Top Rail Profile	1	INR 6,267
150-7212-1410-3600	Alüminyum Alt Ray Profili / Aluminium Bottom Rail Profile	1	INR 6,132
117-6710-1610	100 kgs Soft Closer	1	INR 2,934
117-6712-1610	Soft Closing Connection Kit	1	INR 1,112






### ■ Bilgi / Information


- 1 Kutu İçeriği : 1 iç kapak + 1 dış kapak + 4 ad yavaşlatıcı
- In 1 box : 1 internal door + 1 external door + 4 pcs soft closers



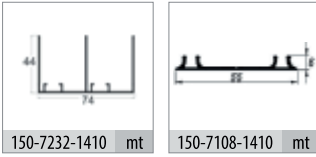
### ■ SRG 190 1 Set İçeriği / 1 Set Includes



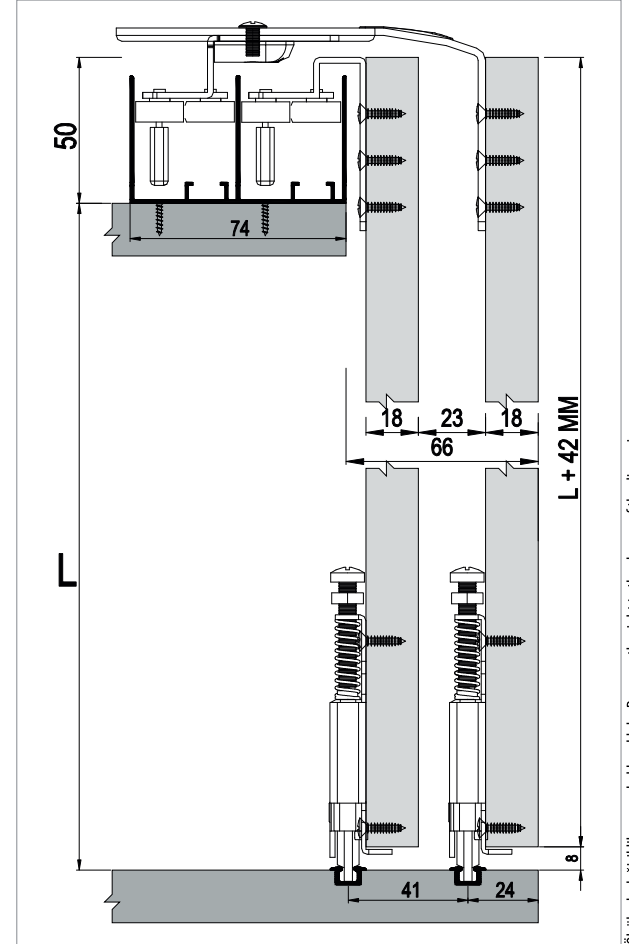
### ■ SRG 193 Opsiyonel 3. İç Kapak / Optional 3. Internal Door



### ■ Ray Profilleri / Rail Profiles



### ■ Teknik Detay / Technical Detail



Ölçülerde değişiklik yapma hakkı saklıdır. Reserves the right to the change of the dimensions.

### ■ 2 Doors

Total M.R.P. | INR 13,219

Kod / Code No	Açıklama / Description	QTY	M.R.P.
102-0190-1200	SRG 190 - Sürme Gardirop Sistemi / SRG 190 - Sliding Wardrobe System	1	INR 5,507
150-7232-1410-2400	Alüminyum Üst Ray Profili / Aluminium Top Rail Profile	1	INR 5,652
150-7108-1410-2400	Alüminyum Alt Ray Profili / Aluminium Bottom Rail Profile	1	INR 2,060

### ■ 3 Doors

Total M.R.P. | INR 19,637

102-0190-1200	SRG 190 - Sürme Gardirop Sistemi / SRG 190 - Sliding Wardrobe System	1	INR 5,507
102-0193-1200	SRG 190 C - Sürme Gardirop Sistemi 3. Kapak / Sliding Wardrobe System 3. Door	1	INR 2,561
150-7232-1410-3600	Alüminyum Üst Ray Profili / Aluminium Top Rail Profile	1	INR 8,481
150-7108-1410-3600	Alüminyum Alt Ray Profili / Aluminium Bottom Rail Profile	1	INR 3,087



# Multiline


## Sliding Door Series

Multiline 1   2 Doors	19
Multiline 1   3 Doors	19
Multiline SRG 100   2 Doors	21
Multiline SRG 100   3 Doors	21
Multiline 7032   2 Doors	23
Multiline 7032   3 Doors	23
Multiline 7010   2 Doors	25
Multiline 7010   3 Doors	25
Multiline 6000   2 Doors	27
Multiline 6000   3 Doors	27



A wall-mounted media unit with a central television and two large white sliding doors. The unit is flanked by open shelves containing books, a camera, a framed picture, and a small Eiffel Tower model. Below the television, there are colorful vases and a small silver object. The unit is set against a white wall with a large skylight above it.





## Bilgi / Information


- 1 Kutu İçeriği : 2 Kapak Yavaşlatıcı Mekanizma
- In 1 box : 2 Door Mechanism with Soft Closers

## Yavaşlatıcı Alternatifi / Soft Closer Alternative

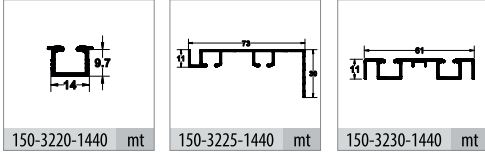
- Sistem üzerinde entegre yavaşlatıcı mevcuttur.
- The system has integrated soft closer.



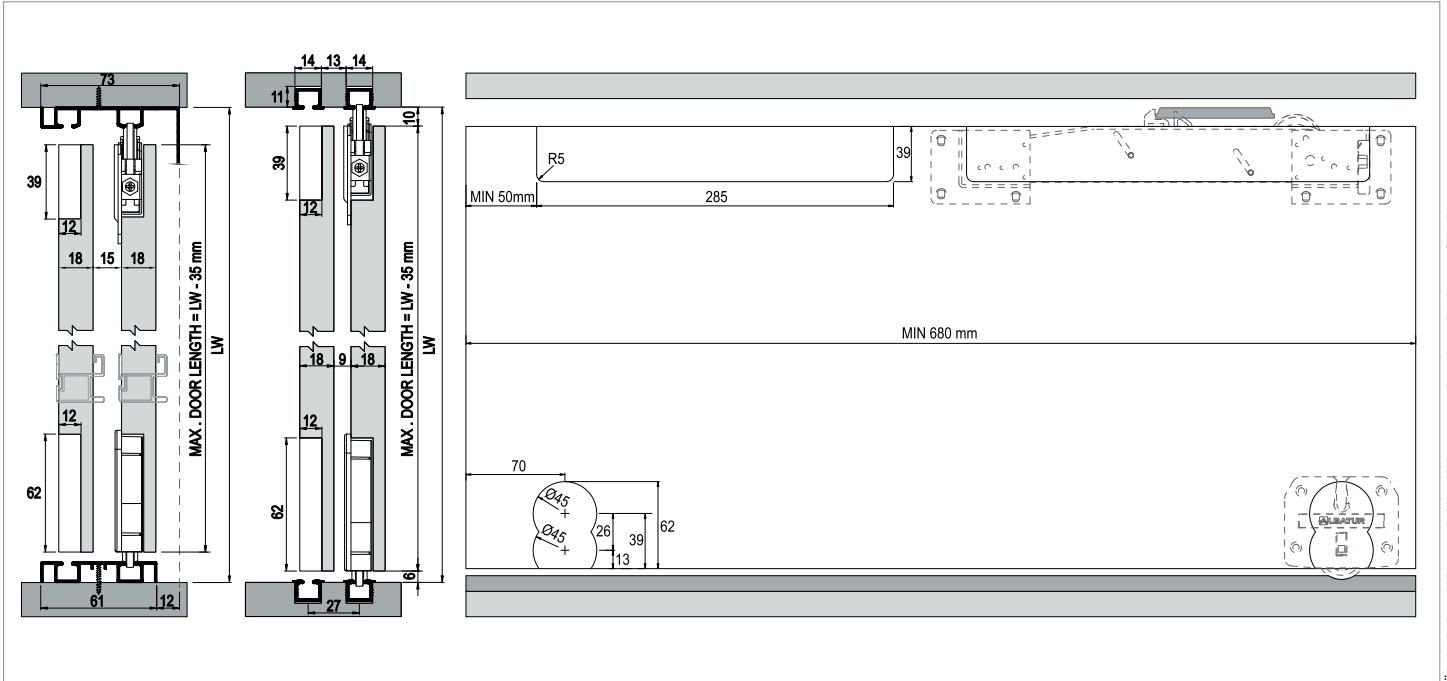
## Multiline 1 1 Set İçeriği / 1 Set Includes



## Ray Profilleri / Rail Profiles



## Teknik Detay / Technical Detail



Ölçülerde değişiklik yapma hakkı saklıdır. Reserves the right to the change of the dimensions.

## 2 Doors

Total M.R.P. | INR 16,261

Kod / Code No	Açıklama / Description	QTY	M.R.P.
103-1010-1200	Multiline 1 - Sürme Gardrop Sistemi / Sliding Wardrobe System	1	INR 8,327
150-3230-1440-2400	Alüminyum Üst Ray Profili / Aluminium Top Rail Profile	1	INR 3,690
150-3225-1440-2400	Alüminyum Alt Ray Profili / Aluminium Bottom Rail Profile	1	INR 4,244

## 3 Doors

Total M.R.P. | INR 28,554

103-1010-1200	Multiline 1 - Sürme Gardrop Sistemi / Sliding Wardrobe System	2	INR 16,654
150-3230-1440-3600	Alüminyum Üst Ray Profili / Aluminium Top Rail Profile	1	INR 5,535
150-3225-1440-3600	Alüminyum Alt Ray Profili / Aluminium Bottom Rail Profile	1	INR 6,365





### Bilgi / Information


- 1 Kutu İçeriği : 2 Kapak Mekanizma + 4 Ad Yavaşlatıcı
- In 1 box : 2 Door Mechanism + 4 Pcs Soft Closers




- 3 Kapaklı Dolap Uygulaması
- 3 Door Wardrobe Application



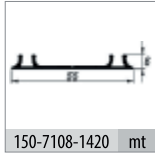
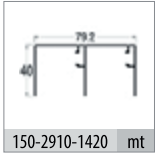
### SRG 100 1 Set İçeriği / 1 Set Includes



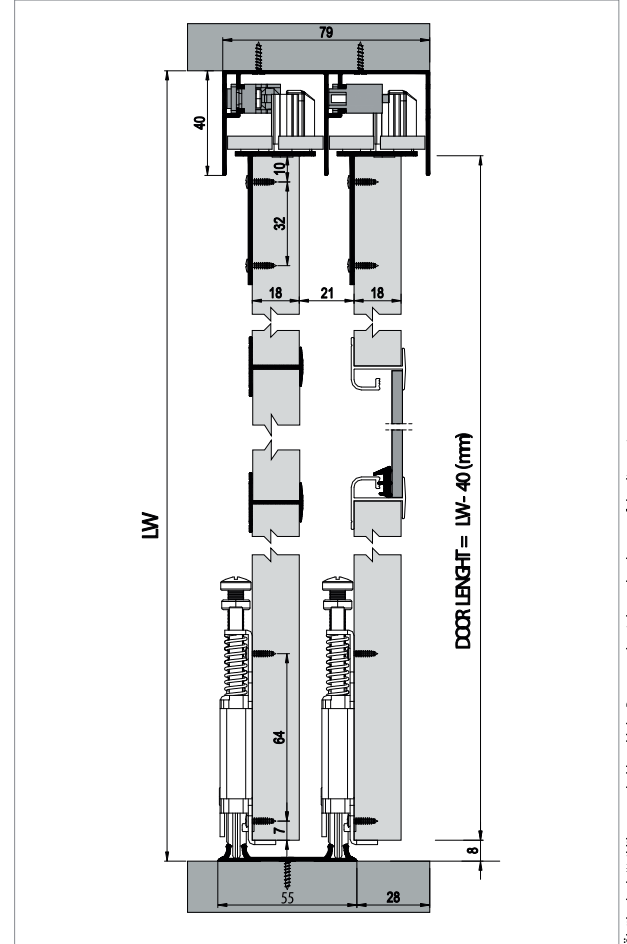
### SRG 103 Opsiyonel 3. İç Kapak / Optional 3. Internal Door



### Ray Profilleri / Rail Profiles



### Teknik Detay / Technical Detail



Ölçülerde değişiklik yapma hakkı saklıdır. Reserves the right to the change of the dimensions.

### 2 Doors

Total M.R.P. | INR 13,862

Kod / Code No	Açıklama / Description	QTY	M.R.P.
103-0100-1200	SRG 100 - Sürme Kapak Sistemi / Sliding Door System	1	INR 5,892
150-2910-1420-2400	Alüminyum Üst Ray Profili / Aluminium Top Rail Profile	1	INR 5,846
150-7108-1420-2400	Alüminyum Alt Ray Profili / Aluminium Bottom Rail Profile	1	INR 2,125

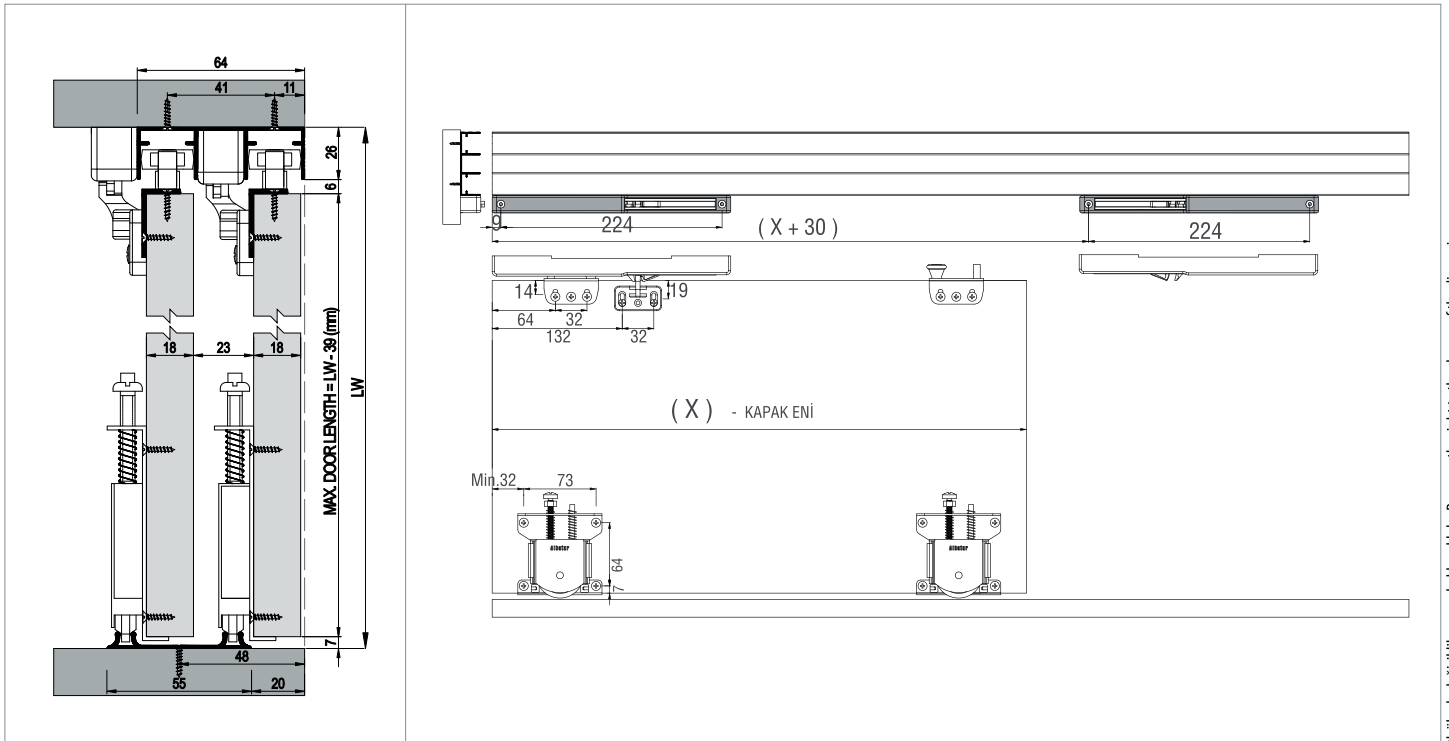
### 3 Doors

Total M.R.P. | INR 20,793

103-0100-1200	SRG 100 - Sürme Kapak Sistemi / Sliding Door System	1	INR 5,892
103-0103-1200	SRG 100 C - Sürme Kapak Sistemi 3. Kapak / Sliding Wardrobe System 3. Door	1	INR 2,946
150-2910-1420-3600	Alüminyum Üst Ray Profili / Aluminium Top Rail Profile	1	INR 8,767
150-7108-1420-3600	Alüminyum Alt Ray Profili / Aluminium Bottom Rail Profile	1	INR 3,189



■ Teknik Detay / Technical Detail



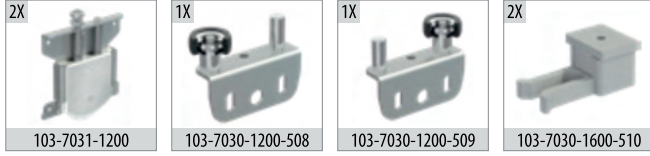


### Bilgi / Information

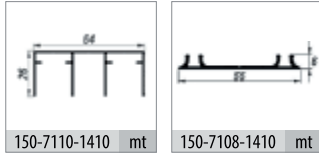
- 1 Kutu İçeriği : 2 Kapak Mekanizma
- In 1 box : 2 Door Mechanism



### 7032 1 Takım İçeriği / 1 Kit Includes



### Ray Profilleri / Rail Profiles



### 2 Doors


Total M.R.P. | INR 11,870


Kod / Code No	Açıklama / Description	QTY	M.R.P.
103-7032-1200	7030 SFT -75 Kg Sürme Kapak Sistemi / 75 Kg Sliding Door System 1 box includes 2 door fittings	1	INR 2,817
150-7110-1410-2400	Alüminyum Üst Ray Profili / Aluminium Top Rail Profile	1	INR 4,059
150-7108-1410-2400	Alüminyum Alt Ray Profili / Aluminium Bottom Rail Profile	1	INR 2,060
117-6710-1610	100 kgs Soft Closer	1	INR 2,934

### 3 Doors

Total M.R.P. | INR 17,743

103-7032-1200	7030 SFT -75 Kg Sürme Kapak Sistemi / 75 Kg Sliding Door System 1 box includes 2 door fittings	2	INR 5,633
150-7110-1410-3600	Alüminyum Üst Ray Profili / Aluminium Top Rail Profile	1	INR 6,089
150-7108-1410-3600	Alüminyum Alt Ray Profili / Aluminium Bottom Rail Profile	1	INR 3,087
117-6710-1610	100 kgs Soft Closer	1	INR 2,934



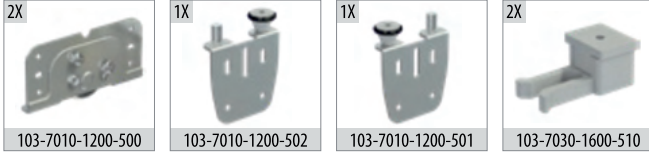


### Bilgi / Information

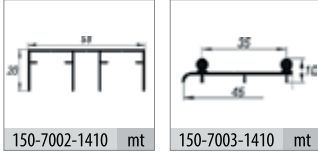
- 1 Kutu İçeriği : 2 Kapak Mekanizma
- In 1 box : 2 Door Mechanism



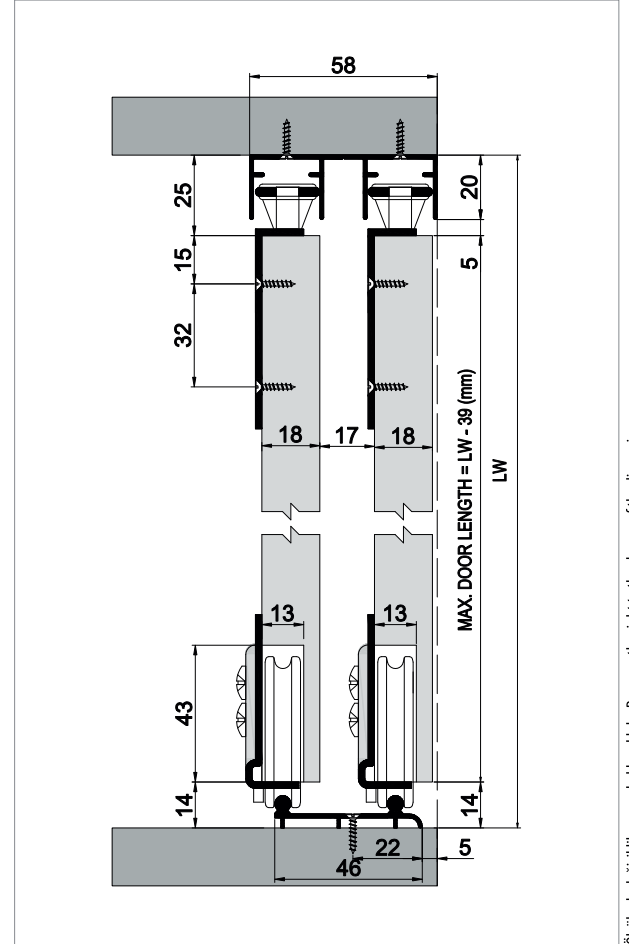
### 7010 1 Takım İçeriği / 1 Kit Includes



### Ray Profilleri / Rail Profiles



### Teknik Detay / Technical Detail



Ölçülerde değişiklik yapma hakkı saklıdır. Reserves the right to the change of the dimensions.

### 2 Doors

Total M.R.P. | INR 11,799

Kod / Code No	Açıklama / Description	QTY	M.R.P.
103-7010-1200	80 Kg Sürme Kapak Sistemi / 80 Kg Sliding Door System 1 box includes 2 door fittings	1	INR 2,202
150-7002-1410-2400	Alüminyum Üst Ray Profili / Aluminium Top Rail Profile	1	INR 3,595
150-7003-1410-2400	Alüminyum Alt Ray Profili / Aluminium Bottom Rail Profile	1	INR 3,069
117-6710-1610	100 kgs Soft Closer	1	INR 2,934

### 3 Doors

Total M.R.P. | INR 17,334

103-7010-1200	80 Kg Sürme Kapak Sistemi / 80 Kg Sliding Door System 1 box includes 2 door fittings	2	INR 4,403
150-7002-1410-3600	Alüminyum Üst Ray Profili / Aluminium Top Rail Profile	1	INR 5,390
150-7003-1410-3600	Alüminyum Alt Ray Profili / Aluminium Bottom Rail Profile	1	INR 4,606
117-6710-1610	100 kgs Soft Closer	1	INR 2,934






### Bilgi / Information

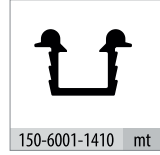
- 1 Kutu İçeriği : 2 Kapak Mekanizma
- In 1 box : 2 Door Mechanism



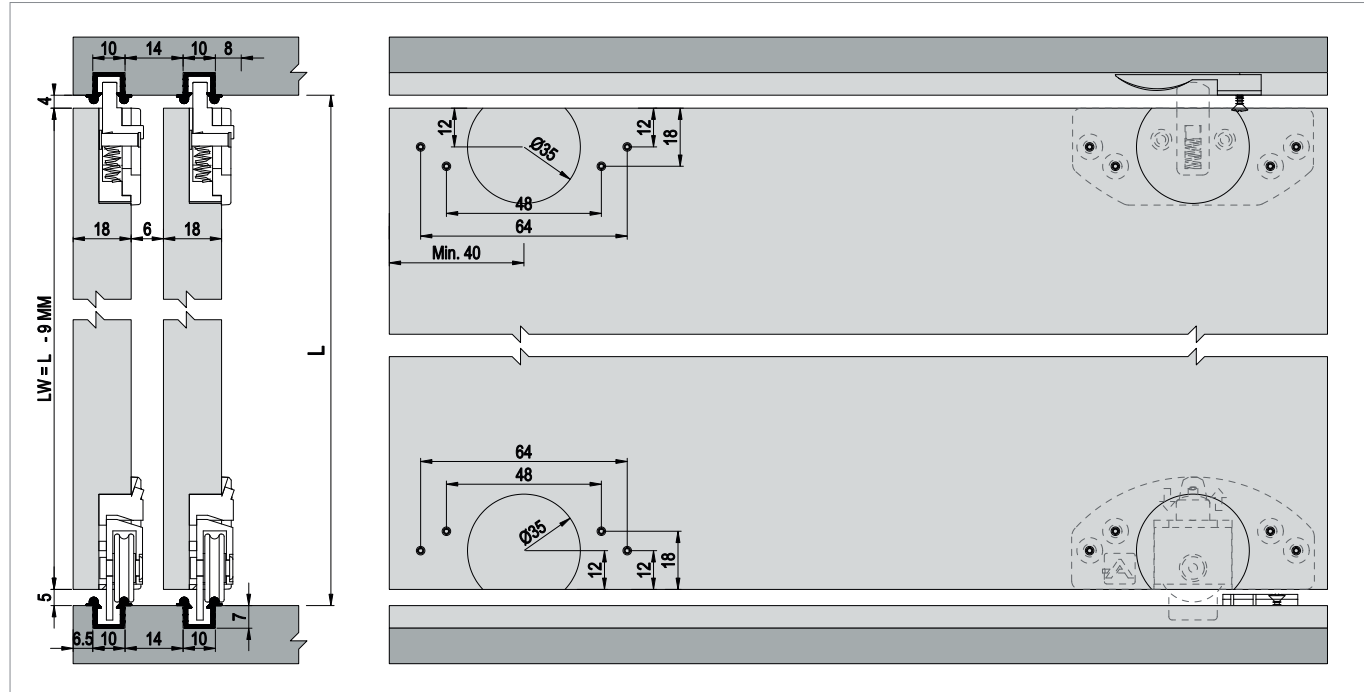
### 6000 1 Takım İçeriği / 1 Kit Includes



### Ray Profilleri / Rail Profiles



### Teknik Detay / Technical Detail



Ölçülerde değişiklik yapma hakkı saklıdır. Reserves the right to the change of the dimensions.

### 2 Doors

Total M.R.P. | INR 8,140

Kod / Code No	Açıklama / Description	QTY	M.R.P.
103-6000-1630	40 Kg Sürme Kapak Sistemi / 40 Kg Sliding Door System	1	INR 2,509
150-6001-1410-2400	Alüminyum Ray Profili / Aluminium Rail Profile	4	INR 4,157
117-6950-1610	50 kgs Soft Closer	1	INR 1,473

### 3 Doors

Total M.R.P. | INR 12,740

103-6000-1630	40 Kg Sürme Kapak Sistemi / 40 Kg Sliding Door System	2	INR 5,018
150-6001-1410-3600	Alüminyum Ray Profili / Aluminium Rail Profile	4	INR 6,248
117-6950-1610	50 kgs Soft Closer	1	INR 1,473



# WingSlide

## Sliding Foldable Door Series

WingSlide 7440   2 Doors	31
WingSlide 7440   4 Doors	31





### Bilgi / Information


- Maksimum kapak yüksekliği 240 cm önerilir.
- Maksimum 40 kg / 1 kapak
- Maksimum kapak eni 60 cm önerilir.
- 2 m'nin üzerindeki kapaklarda ilave menteşe kullanılmalıdır.
- Max. height of 240 cm
- Maximum 40 kg / 1 door
- Maximum width 60 cm
- Should be used additional hinges over 2 mt doors

### Yavaşlatıcı Alternatifi / Soft Closer Alternative

- Katlanır kapak sistemlerinde yavaşlatıcı için, yavaşlatıcı menteşe tercih edebilirsiniz.
- For foldable door systems with soft closing, you can prefer soft closing hinge.



### 7440 1 Takım İçeriği / 1 Kit Includes

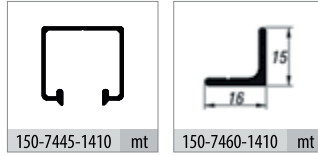


105-7440-1300-500

105-7423-1300

105-7400-1300-502

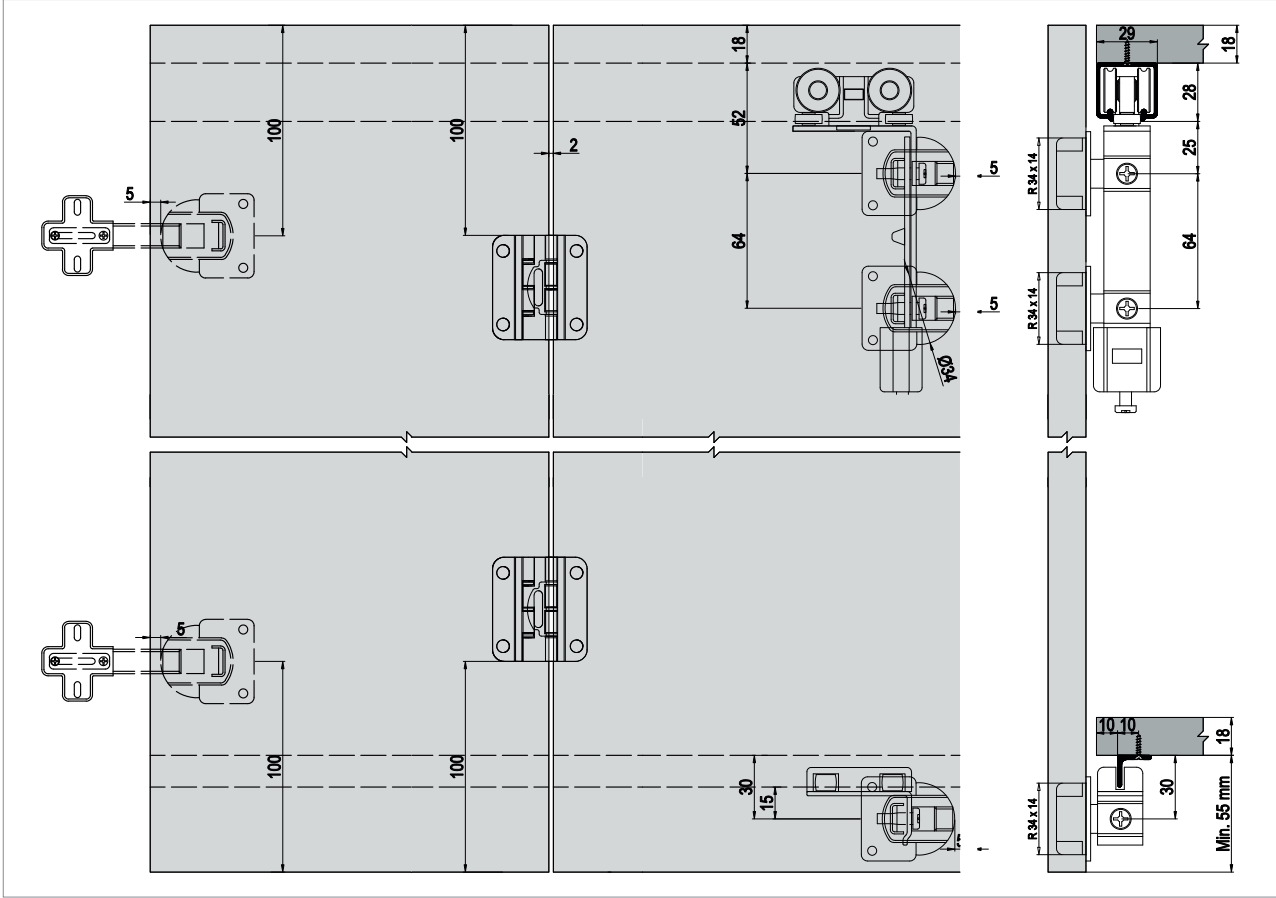
### Ray Profilleri / Rail Profiles



150-7445-1410 mt

150-7460-1410 mt

### Teknik Detay / Technical Detail



Ölçülerde değişiklik yapma hakkı saklıdır. Reserves the right to the change of the dimensions.

### 2 Doors

Total M.R.P. | INR 7,918

Kod / Code No	Açıklama / Description	QTY	M.R.P.
105-7440-1300	40 Kg Katlanır Gardrop Sistem / 40 Kg Folding Wardrobe System	1	INR 3,306
150-7445-1410-2400	Alüminyum Üst Ray Profili / Aluminium Top Rail Profile	1	INR 3,137
150-7460-1410-2400	Alüminyum Alt Ray Profili / Aluminium Bottom Rail Profile	1	INR 1,476

### 4 Doors

Total M.R.P. | INR 13,530

105-7440-1300	40 Kg Sürme Kapak Sistemi / 40 Kg Sliding Door System	2	INR 6,611
150-7445-1410-3600	Alüminyum Üst Ray Profili / Aluminium Top Rail Profile	1	INR 4,705
150-7460-1410-3600	Alüminyum Alt Ray Profili / Aluminium Bottom Rail Profile	1	INR 2,214




# GlassLine

Glass Door Sliding Series

GlassLine 7702

35






## Bilgi / Information

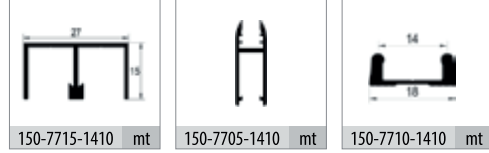
- 4 mm uygulama için 145.1015.1640 fitil kullanılmalıdır.
- For 4 mm applications should be use 145.1015.1640 wick.



## 7702 1 Takım İçeriği - Kutuda 2 takım / 1 Kit Includes - 2 Set in a Box



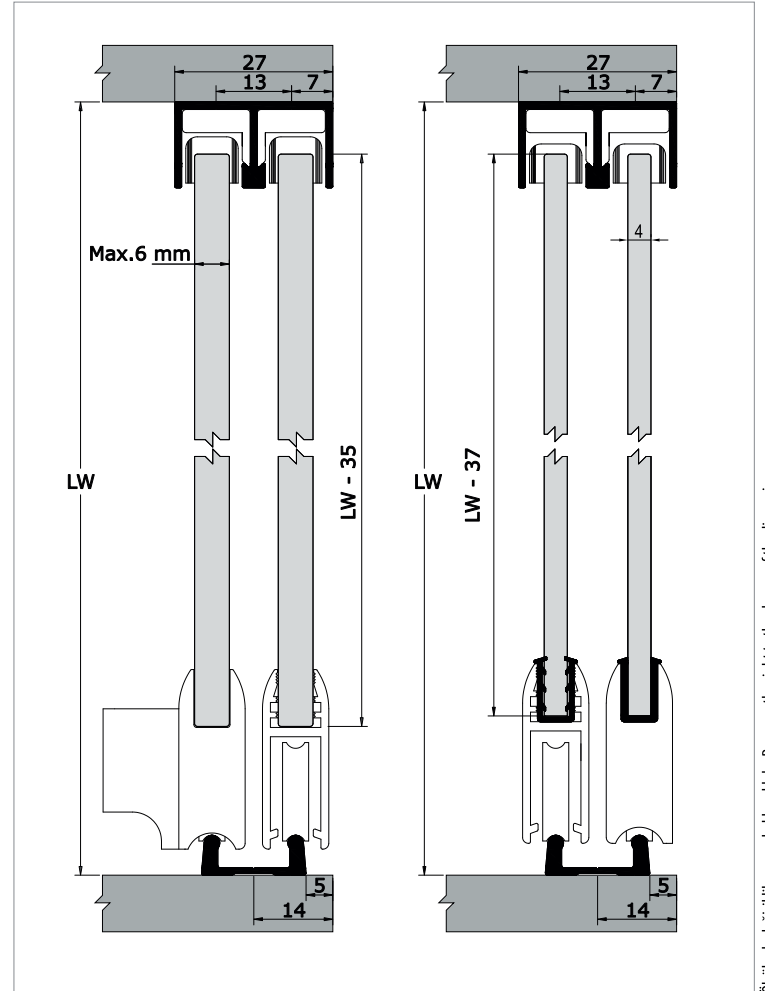
## Ray Profilleri / Rail Profiles



## Opsiyonel Aksesuar / Optional Accessories




## Teknik Detay / Technical Detail



Ölçülerde değişiklik yapma hakkı saklıdır. Reserves the right to the change of the dimensions.

Total M.R.P. | INR 8,638

Kod / Code No	Açıklama / Description	QTY	M.R.P.
108-7702-1600	Glassline 7702 - 25 Kg Sürme Cam Kapak Sistemi / 25 Kg Sliding Glass Door System 1 box includes 2 door fittings	1	INR 2,314
150-7715-1410-3000	Alüminyum Üst Ray Profili / Aluminium Top Rail Profile	1	INR 2,215
150-7705-1410-3000	Alüminyum Cam Tutucu / Aluminium Frame	1	INR 2,410
150-7710-1410-3000	Alüminyum Alt Ray Profili / Aluminium Bottom Rail Profile	1	INR 1,173
145-1015-1640	4 mm Cam Fiteli / 4 mm Glass Wick	1	INR 526



# Softline

## Soft Closers Series



Softline 6710 38

Softline 6950 39

# Softline 6710

100 KG YAVAŞLATICI SİSTEM • 100 KG SOFT CLOSER SYSTEM

6710 1 Takım İçeriği / 1 Kit Includes



Kod / Code No	Açıklama / Description	Renk / Colour	Birim / Unit		
117-6710-1610	100 Kg Yavaşlatıcı Sistem / 100 Kg Soft Closer	Gri / Grey	1 Takım / 1 Kit	20	480

# Softline 6950

50 KG YAVAŞLATICI SİSTEM • 50 KG SOFT CLOSER SYSTEM

■ 6950 1 Takım İçeriği / 1 Kit Includes

2X





117-6950-1610-500


2X



117-6940-1600-580



Kod / Code No	Açıklama / Description	Renk / Colour	Birim / Unit		
117-6950-1610	50 Kg Yavaşlatıcı Mekanizma / 50 Kg Soft Closer Mechanism	Gri / Grey	1 Takım / 1 Kit	50	1.250



# Pulltens

## Pull & Tension Series

Pulltens 1	43
Pulltens 7	43







# BarnDoor

Top Hanger Sliding Door Series

BarnDoor 8820

47







# DoorSlide

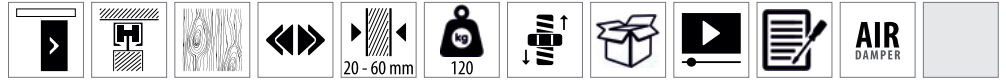
## Wooden Sliding Door Series

DoorSlide 9010	51
DoorSlide 9720	53
DoorSlide 9725	55
DoorSlide 9200	57









### Bilgi / Information


- Minimum kapı genişliği 830 mm olmalıdır.
- Min. Door width 830 mm

### Yavaşlatıcı Alternatifi / Soft Closer Alternative

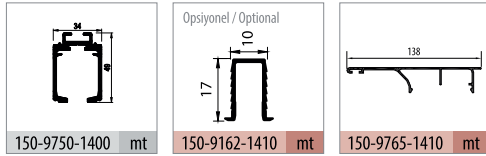
- Sistem üzerinde çift yöne yavaşlatıcı mevcuttur.
- The system has two way soft closing.



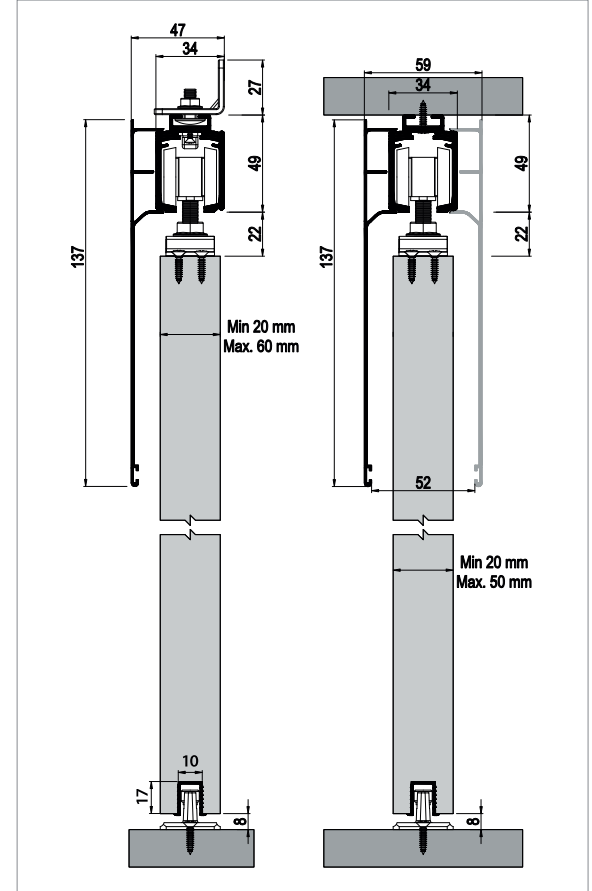
### 9720 1 Takım İçeriği / 1 Kit Includes



### Ray Profilleri / Rail Profiles



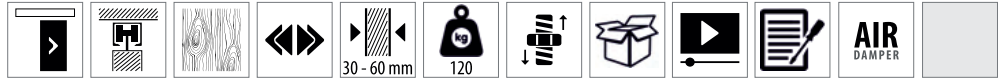
### Teknik Detay / Technical Detail



Ölçülerde değişiklik yapma hakkı saklıdır. Reserves the right to the change of the dimensions.

Kod / Code No	Açıklama / Description	QTY	M.R.P.
120-9720-1600	120 Kg Yavaşlatıcılı Sürgü Kapı Sistemi / Sliding Door System - Has Soft Closing	1	INR 7,303
150-9750-1400-2000	Alüminyum Üst Ray Profili / Aluminium Top Rail Profile 2000mm	1	INR 6,640
150-9750-1400-2400	Alüminyum Üst Ray Profili / Aluminium Top Rail Profile 2400mm	1	INR 7,376
150-9750-1400-3000	Alüminyum Üst Ray Profili / Aluminium Top Rail Profile 3000mm	1	INR 9,218
150-9750-1400-3600	Alüminyum Üst Ray Profili / Aluminium Top Rail Profile 3600mm	1	INR 10,673
150-9162-1410-2000	Alüminyum Alt Klavuz Profili / Aluminium Bottom Slider Profile 2000mm	1	INR 1,648
150-9162-1410-2400	Alüminyum Alt Klavuz Profili / Aluminium Bottom Slider Profile 2400mm	1	INR 1,977
150-9162-1410-3000	Alüminyum Alt Klavuz Profili / Aluminium Bottom Slider Profile 3000mm	1	INR 2,472
150-9162-1410-3600	Alüminyum Alt Klavuz Profili / Aluminium Bottom Slider Profile 3600mm	1	INR 2,964
150-9765-1410-2000	Alüminyum Aln Kapama / Aluminium Cover Front 2000mm	1	INR 4,868
150-9765-1410-2400	Alüminyum Aln Kapama / Aluminium Cover Front 2400mm	1	INR 5,676
150-9765-1410-3000	Alüminyum Aln Kapama / Aluminium Cover Front 3000mm	1	INR 7,300
150-9765-1410-3600	Alüminyum Aln Kapama / Aluminium Cover Front 3600mm	1	INR 8,515





### Bilgi / Information

- Minimum kapı genişliği 830 mm olmalıdır.
- Min. Door width 830 mm

### Yavaşlatıcı Alternatifi / Soft Closer Alternative

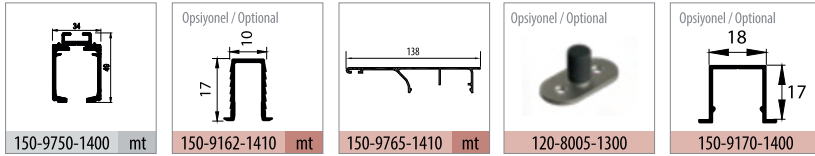
- Sistem üzerinde çift yöne yavaşlatıcı mevcuttur.
- The system has two way soft closing.



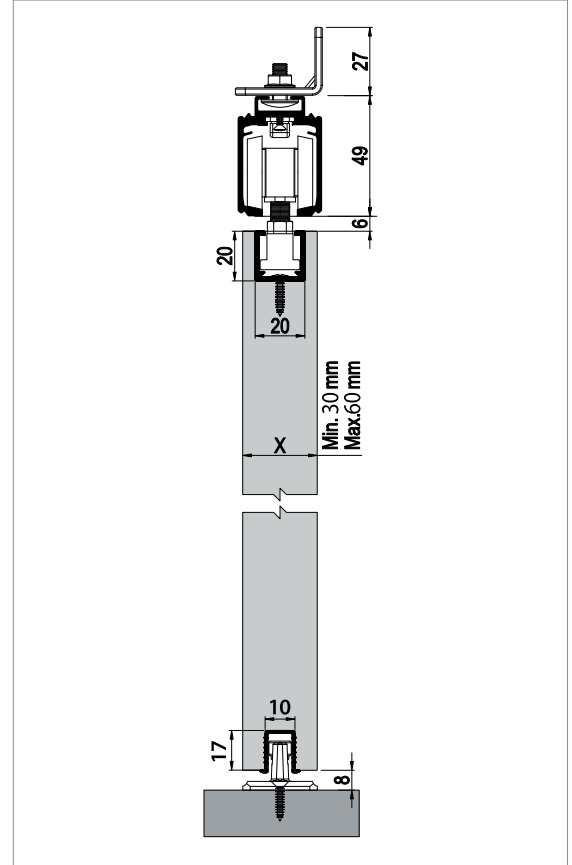
### 9725 1 Takım İçeriği / 1 Kit Includes



### Ray Profilleri / Rail Profiles



### Teknik Detay / Technical Detail



Ölçülerde değişiklik yapma hakkı saklıdır. Reserves the right to the change of the dimensions.

Kod / Code No	Açıklama / Description	QTY	M.R.P.
120-9725-1600	120 Kg Yavaşlatıcılı Sürgü Kapı Sistemi / Sliding Door System - Has Soft Closing	1	INR 9,179
150-9750-1400-2000	Alüminyum Üst Ray Profili / Aluminium Top Rail Profile 2000mm	1	INR 6,640
150-9750-1400-2400	Alüminyum Üst Ray Profili / Aluminium Top Rail Profile 2400mm	1	INR 7,376
150-9750-1400-3000	Alüminyum Üst Ray Profili / Aluminium Top Rail Profile 3000mm	1	INR 9,218
150-9750-1400-3600	Alüminyum Üst Ray Profili / Aluminium Top Rail Profile 3600mm	1	INR 10,673
150-9162-1410-2000	Alüminyum Alt Klavuz Profili / Aluminium Bottom Slider Profile 2000mm	1	INR 1,648
150-9162-1410-2400	Alüminyum Alt Klavuz Profili / Aluminium Bottom Slider Profile 2400mm	1	INR 1,977
150-9162-1410-3000	Alüminyum Alt Klavuz Profili / Aluminium Bottom Slider Profile 3000mm	1	INR 2,472
150-9162-1410-3600	Alüminyum Alt Klavuz Profili / Aluminium Bottom Slider Profile 3600mm	1	INR 2,964
150-9765-1410-2000	Alüminyum Alın Kapama / Aluminium Cover Front 2000mm	1	INR 4,868
150-9765-1410-2400	Alüminyum Alın Kapama / Aluminium Cover Front 2400mm	1	INR 5,676
150-9765-1410-3000	Alüminyum Alın Kapama / Aluminium Cover Front 3000mm	1	INR 7,300
150-9765-1410-3600	Alüminyum Alın Kapama / Aluminium Cover Front 3600mm	1	INR 8,515



# DoorSlide 9200

250 KG SÜRGÜLÜ KAPI SİSTEMİ • SLIDING DOOR SYSTEM



## Bilgi / Information

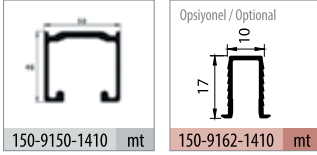
- Minimum kapı panel kalınlığı 40 mm. olmalıdır.
- Door panel's thickness should be minimum 40 mm.



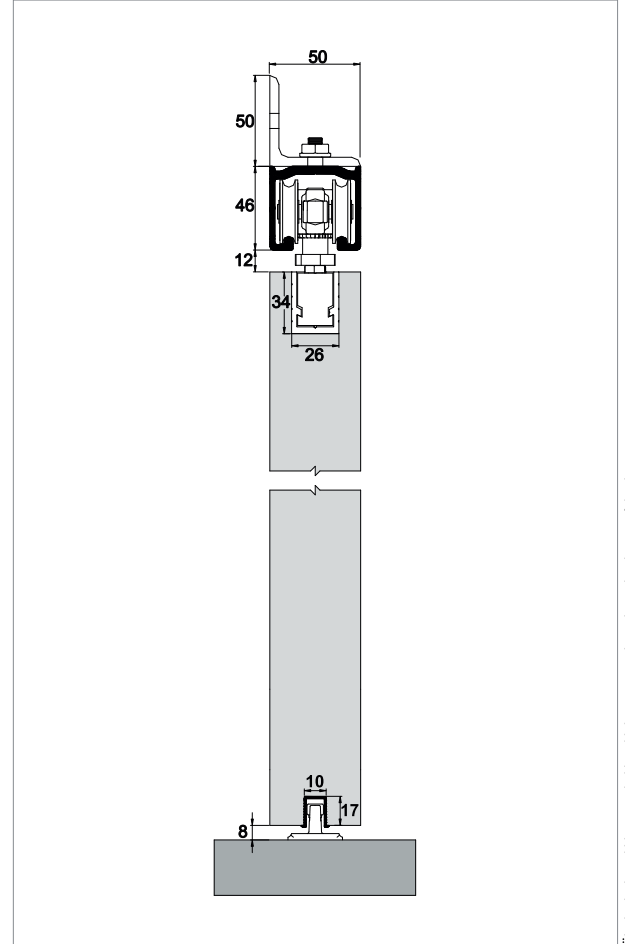
## 9200 1 Takım İçeriği / 1 Kit Includes



## Ray Profilleri / Rail Profiles




## Teknik Detay / Technical Detail



Ölçülerde değişiklik yapma hakkı saklıdır. Reserves the right to the change of the dimensions.

Kod / Code No	Açıklama / Description	QTY	M.R.P.
120-9200-1300	250 Kg Sürgü Kapı Sistemi / Sliding Door System	1	INR 11,534
150-9150-1410-3000	Alüminyum Üst Ray Profili / Aluminium Top Rail Profile 3000mm	1	INR 16,138
150-9162-1400-3000	Alüminyum Alt Klavuz Profili / Aluminium Bottom Slider Profile 3000mm	1	INR 2,472



# DoorSync

Wooden Funicular Sliding Door Series

DoorSync 9801

59





### Bilgi / Information

- Minimum kapı genişliği 500 mm olmalıdır.
- Min. Door width 500 mm

### Yavaşlatıcı Alternatifi / Soft Closer Alternative

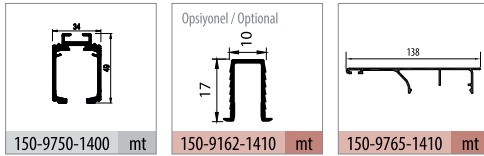
- Sistem üzerinde tek yöne yavaşlatıcı mevcuttur.
- The system has one way soft closing.



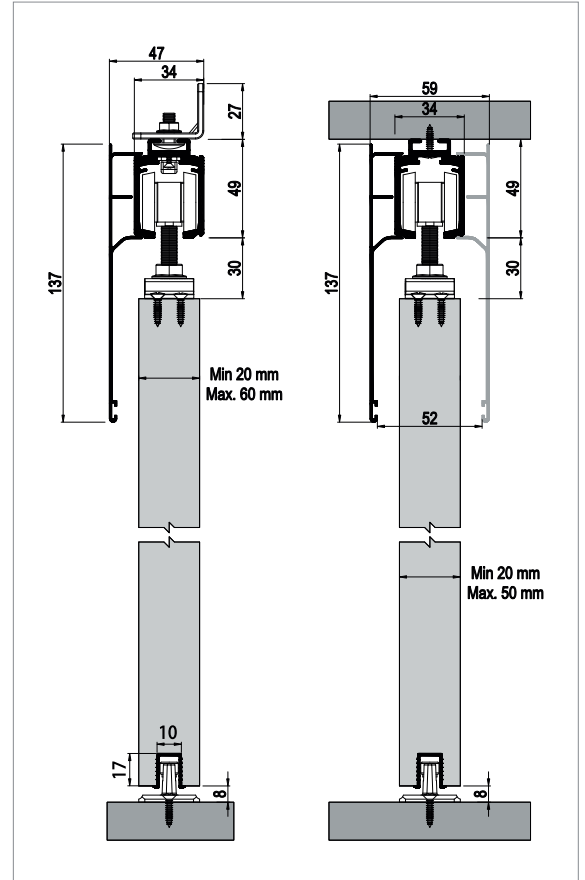
### 9801 1 Set İçeriği / 1 Set Includes



### Ray Profilleri / Rail Profiles



### Teknik Detay / Technical Detail



Ölçülerde değişiklik yapma hakkı saklıdır. Reserves the right to the change of the dimensions.

Kod / Code No	Açıklama / Description	QTY	M.R.P.
121-9801-1600	120 Kg Yavaşlatıcılı Halatlı Sürgü Kapı Sistemi / Funicular Sliding Door Has Soft Closing	1	INR 14,991
150-9750-1400-2000	Alüminyum Üst Ray Profili / Aluminium Top Rail Profile 2000mm	1	INR 6,640
150-9750-1400-2400	Alüminyum Üst Ray Profili / Aluminium Top Rail Profile 2400mm	1	INR 7,316
150-9750-1400-3000	Alüminyum Üst Ray Profili / Aluminium Top Rail Profile 3000mm	1	INR 9,218
150-9750-1400-3600	Alüminyum Üst Ray Profili / Aluminium Top Rail Profile 3600mm	1	INR 10,673
150-9162-1410-2000	Alüminyum Alt Klavuz Profili / Aluminium Bottom Slider Profile 2000mm	1	INR 1,648
150-9162-1410-2400	Alüminyum Alt Klavuz Profili / Aluminium Bottom Slider Profile 2400mm	1	INR 1,977
150-9162-1410-3000	Alüminyum Alt Klavuz Profili / Aluminium Bottom Slider Profile 3000mm	1	INR 2,472
150-9162-1410-3600	Alüminyum Alt Klavuz Profili / Aluminium Bottom Slider Profile 3600mm	1	INR 2,964
150-9765-1410-2000	Alüminyum Aln Kapama / Aluminium Cover Front 2000mm	1	INR 4,868
150-9765-1410-2400	Alüminyum Aln Kapama / Aluminium Cover Front 2400mm	1	INR 5,676
150-9765-1410-3000	Alüminyum Aln Kapama / Aluminium Cover Front 3000mm	1	INR 7,300
150-9765-1410-3600	Alüminyum Aln Kapama / Aluminium Cover Front 3600mm	1	INR 8,515



# MasterFold & MidFold

## Wooden Funicular Sliding Door Series

MasterFold 60	63
MidFold 60	67
MasterFold 160	69
MidFold 160	71



	9060 - 1 Tk 9061 - 1 Tk		9060 - 1 Tk 9061 - 3 Tk
	9060 - 1 Tk 9061 - 1 Tk		9060 - 2 Tk 9061 - 3 Tk
	9060 - 2 Tk 9061 - 1 Tk		9060 - 2 Tk 9061 - 3 Tk
	9060 - 2 Tk 9061 - 1 Tk		9060 - 2 Tk 9061 - 2 Tk
	9060 - 1 Tk 9061 - 2 Tk		9060 - 2 Tk 9061 - 2 Tk
	9060 - 1 Tk 9061 - 2 Tk		9060 - 2 Tk 9061 - 4 Tk
	9060 - 2 Tk 9061 - 2 Tk		9060 - 2 Tk 9061 - 4 Tk
	9060 - 1 Tk 9061 - 3 Tk		9060 - 2 Tk 9061 - 6 Tk
	9060 - 2 Tk 9061 - 2 Tk		9060 - 2 Tk 9061 - 6 Tk

- Yüksekliği 2.100 mm olan kanatlarda, kapı başına 2 adet menteşe kullanılmalıdır.
- Yüksekliği 2.100 - 2.500 mm'ye kadar kanatlarda, kapı başına 3 adet menteşe kullanılmalıdır.
- Yüksekliği 2.500 - 2.700 mm'ye kadar kanatlarda, kapı başına 4 adet menteşe önerilir.
- Minimum kapı genişliği 380 mm olmalıdır.
- Maksimum kapı genişliği 900 mm olmalıdır.

- Minimum ahşap kapı panel kalınlığı 36 mm olmalıdır.
- Alüminyum Profil kanatlarda min. kapı panel kalınlığı 25 mm olmalıdır.
- Maksimum yükseklik 2.700 mm olmalıdır.
- Montaj esnasında uygulamaya göre ilave menteşe talep edilebilir.

# MasterFold 60

60 KG KATLANIR SÜRME KAPI SİSTEMİ • FOLDABLE DOOR MECHANISM - FOLDING DOOR

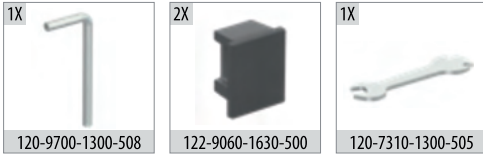



## Bilgi / Information


- Minimum kapı panel kalınlığı 36 mm. olmalıdır.
- Door panel's thickness should be minimum 36 mm.



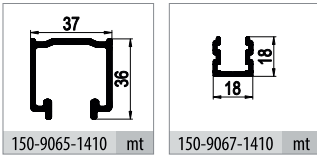
## 9060 1 Takım İçeriği / 1 Kit Includes



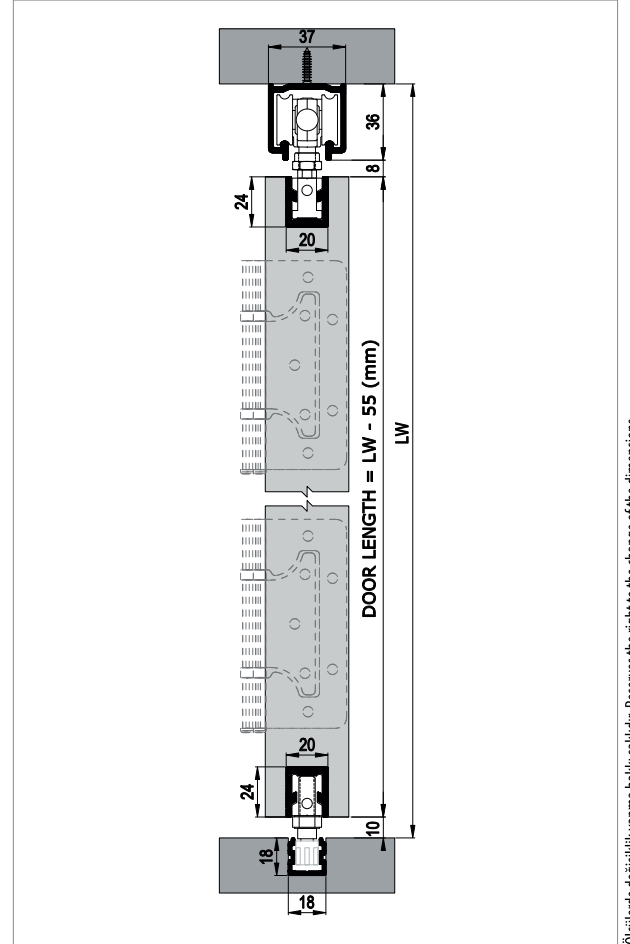
## 9061 1 Takım İçeriği / 1 Kit Includes



## Ray Profilleri / Rail Profiles



## Teknik Detay / Technical Detail



Ölçülerde değişiklik yapma hakkı saklıdır. Reserves the right to the change of the dimensions.

Total M.R.P. | INR 20,543

Kod / Code No	Açıklama / Description	QTY	M.R.P.
122-9060-1410	Masterfold 60 - Sabit Kanat / Foldable Heavy Door System	1	INR 4,424
122-9061-1410	Masterfold 60 -Sürme Katlanır Kapı Sistemi / Sliding Foldable Heavy Door System	1	INR 6,576
150-9065-1410-3000	Alüminyum Üst Ray Profili / Aluminium Top Rail Profile	1	INR 7,009
150-9067-1410-3000	Alüminyum Alt Klavuz / Aluminium Bottom Slider	1	INR 2,534



	9060 - 1 Tk 9062 - 1 Tk		9060 - 1 Tk 9062 - 3 Tk
	9060 - 2 Tk 9062 - 1 Tk		9060 - 2 Tk 9062 - 3 Tk
	9060 - 1 Tk 9062 - 1 Tk		9060 - 2 Tk 9062 - 2 Tk
	9060 - 2 Tk 9062 - 1 Tk		9060 - 2 Tk 9062 - 2 Tk
	9060 - 1 Tk 9062 - 2 Tk		9060 - 2 Tk 9062 - 4 Tk
	9060 - 2 Tk 9062 - 2 Tk		9060 - 2 Tk 9062 - 4 Tk
	9060 - 1 Tk 9062 - 3 Tk		9060 - 2 Tk 9062 - 6 Tk
	9060 - 2 Tk 9062 - 2 Tk		9060 - 2 Tk 9062 - 6 Tk

- 2.100 mm in height for doors, should be used 2 pcs hinge per door.
- Up to 2.100 - 2.500 mm in height for doors, 3 hinges should be used per door.
- Up to 2.500 - 2.700 mm in height for doors, 4 hinges should be used per door.
- Min. door width 380 mm
- Max. door width 900 mm

- Door panel's thickness should be min. 36 mm
- The minimum thickness should be 25mm on aluminum profile panel doors.
- Max. door height 2.700 mm
- An additional hinge steel hinge can be requested during the assembly.

# MidFold 60

60 KG KATLANIR SÜRME KAPI SİSTEMİ • FOLDABLE DOOR MECHANISM - FOLDING DOOR





## Bilgi / Information


- Minimum kapı panel kalınlığı 36 mm. olmalıdır.
- Door panel's thickness should be minimum 36 mm.



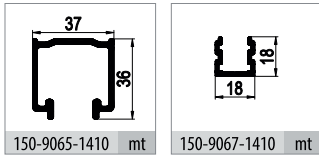
## 9060 1 Takım İçeriği / 1 Kit Includes



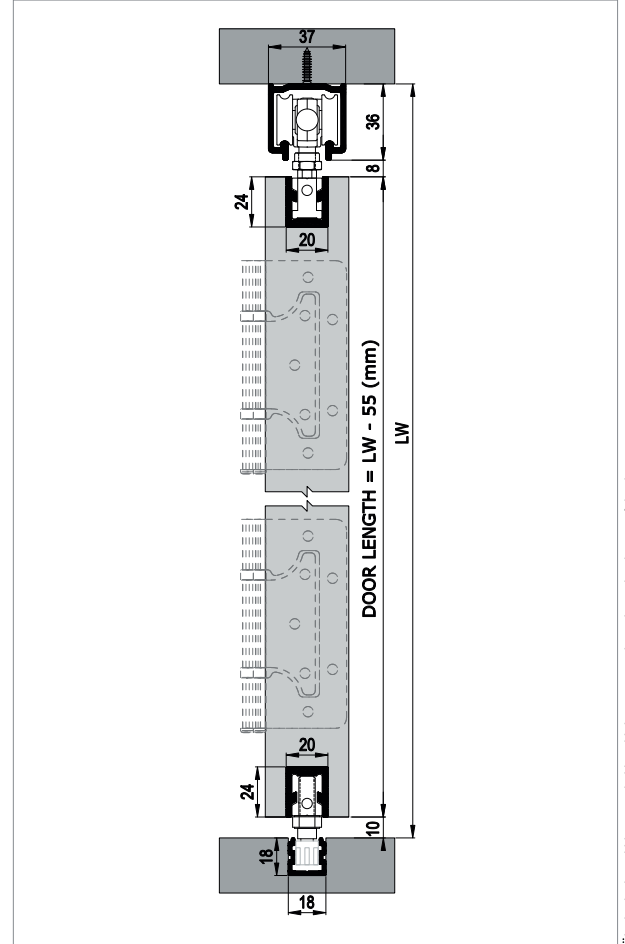
## 9062 1 Takım İçeriği / 1 Kit Includes



## Ray Profilleri / Rail Profiles



## Teknik Detay / Technical Detail



Ölçülerde değişiklik yapma hakkı saklıdır. Reserves the right to the change of the dimensions.

Total M.R.P. | INR 22,042

Kod / Code No	Açıklama / Description	QTY	M.R.P.
122-9060-1410	Masterfold 60 - Sabit Kanat / Foldable Heavy Door System	1	INR 4,424
122-9062-1410	Midfold 60 - Sürme Katlanır Kapı Sistemi / Sliding Foldable Heavy Door System	1	INR 8,074
150-9065-1410-3000	Alüminyum Üst Ray Profili / Aluminium Top Rail Profile	1	INR 7,009
150-9067-1410-3000	Alüminyum Alt Klavuz / Aluminium Bottom Slider	1	INR 2,534



	9300 - 1 Tk. 9400 - 1 Tk.		9300 - 1 Tk. 9400 - 3 Tk.
	9300 - 1 Tk. 9400 - 1 Tk.		9300 - 2 Tk. 9400 - 3 Tk.
	9300 - 2 Tk. 9400 - 1 Tk.		9300 - 2 Tk. 9400 - 3 Tk.
	9300 - 2 Tk. 9400 - 1 Tk.		9300 - 2 Tk. 9400 - 2 Tk.
	9300 - 1 Tk. 9400 - 2 Tk.		9300 - 2 Tk. 9400 - 2 Tk.
	9300 - 1 Tk. 9400 - 2 Tk.		9300 - 2 Tk. 9400 - 4 Tk.
	9300 - 2 Tk. 9400 - 2 Tk.		9300 - 2 Tk. 9400 - 4 Tk.
	9300 - 1 Tk. 9400 - 3 Tk.		9300 - 2 Tk. 9400 - 6 Tk.
	9300 - 2 Tk. 9400 - 2 Tk.		9300 - 2 Tk. 9400 - 6 Tk.

\* Yüksekliği 2500 mm olan kanatlarda, kapı başına 2 adet 122-9300-1410-507 kullanılmalıdır.  
 \* Yüksekliği 2500 mm'den büyük kanatlarda, kapı başına 3 adet 122-9300-1410-507 kullanılmalıdır.  
 \* Minimum kapı genişliği 550 mm olmalıdır.  
 \* Maksimum kapı genişliği 950 mm olmalıdır.

\* Minimum kapı panel kalınlığı 40 mm olmalıdır.  
 \* Maksimum yükseklik 2.700 mm olmalıdır.  
 \* Montaj esnasında uygulamaya göre ilave 122-9300-1410-507 menteşe talep edilebilir.

# MasterFold 160

160 KG KATLANIR SÜRME KAPI SİSTEMİ • FOLDABLE DOOR MECHANISM - FOLDING DOOR

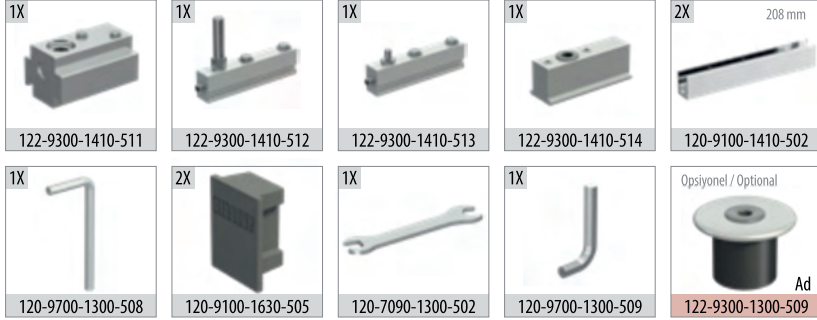


## Bilgi / Information

- Minimum kapı panel kalınlığı 40 mm. olmalıdır.
- Door panel's thickness should be minimum 40 mm.



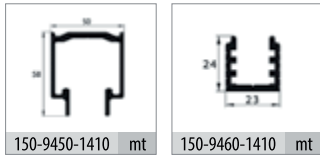
## 9300 1 Takım İçeriği / 1 Kit Includes




## 9400 1 Takım İçeriği / 1 Kit Includes



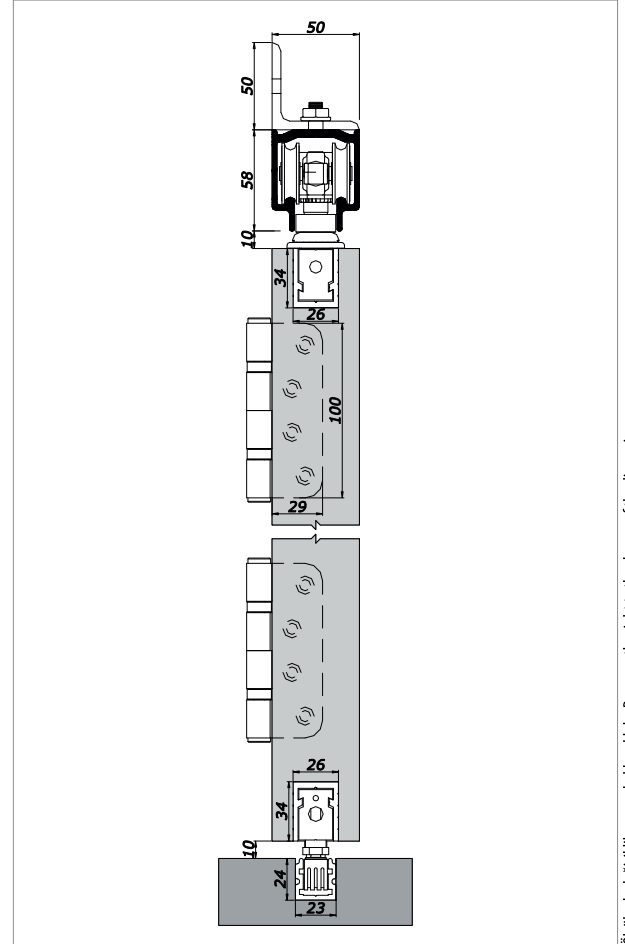
## Ray Profilleri / Rail Profiles



## Opsiyonel / Optional






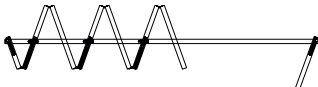

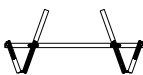
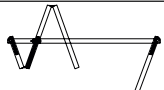
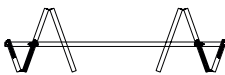
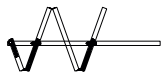

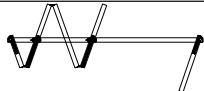



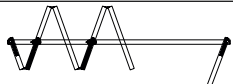

## Teknik Detay / Technical Detail



Total M.R.P. | INR 50,599

Kod / Code No	Açıklama / Description	QTY	M.R.P.
122-9300-1410	Sabit Kanat / Foldable Heavy Door System	1	INR 8,966
122-9400-1410	160 Kg Katlanır Kapı Sistemi / Foldable Heavy Door System	1	INR 12,556
150-9450-1410-3000	Alüminyum Üst Ray Profili / Aluminium Top Rail Profile	1	INR 20,215
150-9460-1410-3000	Alüminyum Alt Ray Profili / Aluminium Bottom Rail Profile	1	INR 6,993
120-9100-1300-504	Top Rail Hanger Part	1	INR 708
122-9300-1410-507	Foldable Steel Hinge	1	INR 1,161



	9300 - 1 Tk. 9500 - 1 Tk.		9300 - 1 Tk. 9500 - 3 Tk.
	9300 - 2 Tk. 9500 - 1 Tk.		9300 - 2 Tk. 9500 - 3 Tk.
	9300 - 1 Tk. 9500 - 1 Tk.		9300 - 2 Tk. 9500 - 2 Tk.
	9300 - 2 Tk. 9500 - 1 Tk.		9300 - 2 Tk. 9500 - 2 Tk.
	9300 - 1 Tk. 9500 - 2 Tk.		9300 - 2 Tk. 9500 - 4 Tk.
	9300 - 2 Tk. 9500 - 2 Tk.		9300 - 2 Tk. 9500 - 4 Tk.
	9300 - 1 Tk. 9500 - 3 Tk.		9300 - 2 Tk. 9500 - 6 Tk.
	9300 - 2 Tk. 9500 - 2 Tk.		9300 - 2 Tk. 9500 - 6 Tk.

\* 2500 mm in height for doors, should be used 2 pcs 122-9300-1410-507 per door  
 \* More than height 2500 mm for doors, should be used 3 pcs 122-9300-1410-507 per door  
 \* Min. door width 550 mm  
 \* Max. door width 950 mm

\* Door panel's thickness should be min. 40 mm  
 \* Max. door height 2.700 mm  
 \* An additional 122-9300-1410-507 steel hinge can be requested during the assembly.

# MidFold 160

160 KG KATLANIR SÜRME KAPI SİSTEMİ • FOLDABLE DOOR MECHANISM - FOLDING DOOR

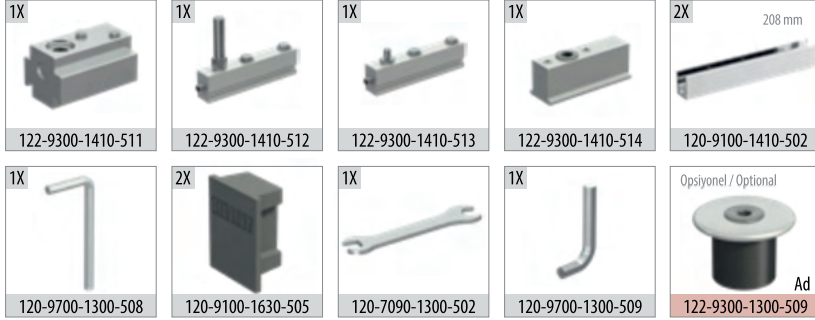


## Bilgi / Information

- Minimum kapı panel kalınlığı 40 mm. olmalıdır.
- Door panel's thickness should be minimum 40 mm.



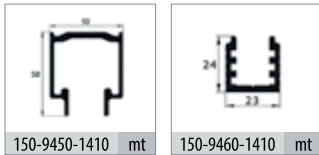
## 9300 1 Takım İçeriği / 1 Kit Includes




## 9500 1 Takım İçeriği / 1 Kit Includes



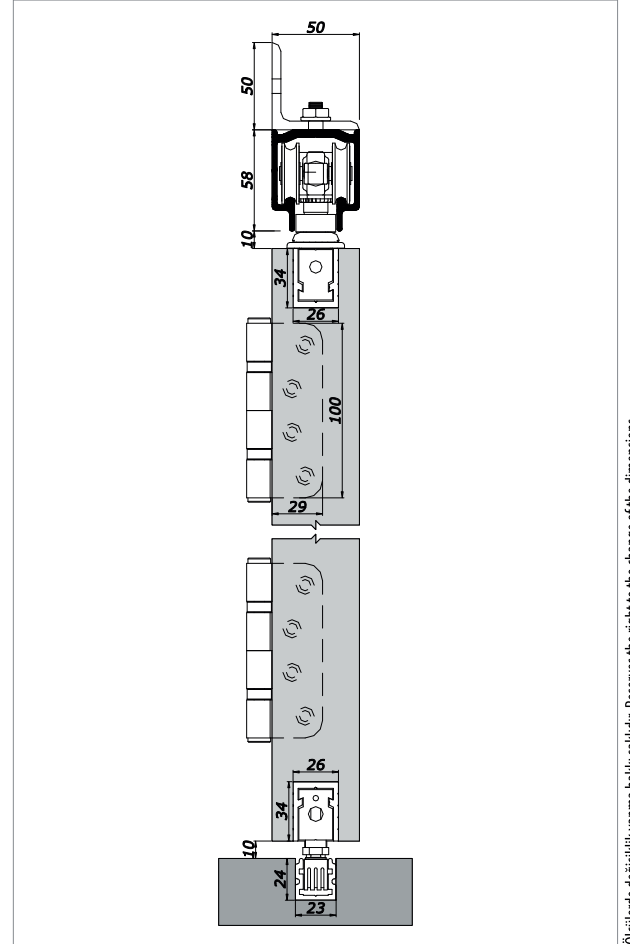
## Ray Profilleri / Rail Profiles



## Opsiyonel / Optional




## Teknik Detay / Technical Detail



Total M.R.P. | INR 51,628

Kod / Code No	Açıklama / Description	QTY	M.R.P.
122-9300-1410	Sabit Kanat / Foldable Heavy Door System	1	INR 8,966
122-9500-1410	Katlanır Kapı Sistemi / Foldable Heavy Door System	1	INR 13,585
150-9450-1410-3000	Alüminyum Üst Ray Profili / Aluminium Top Rail Profile	1	INR 20,215
150-9460-1410-3000	Alüminyum Alt Ray Profili / Aluminium Bottom Rail Profile	1	INR 6,993
120-9100-1300-504	Top Rail Hanger Part	1	INR 708
122-9300-1410-507	Foldable Steel Hinge	1	INR 1,161




# GlassDoor

## Glass Door Sliding Series

GlassDoor 9920

73







# Multidoor

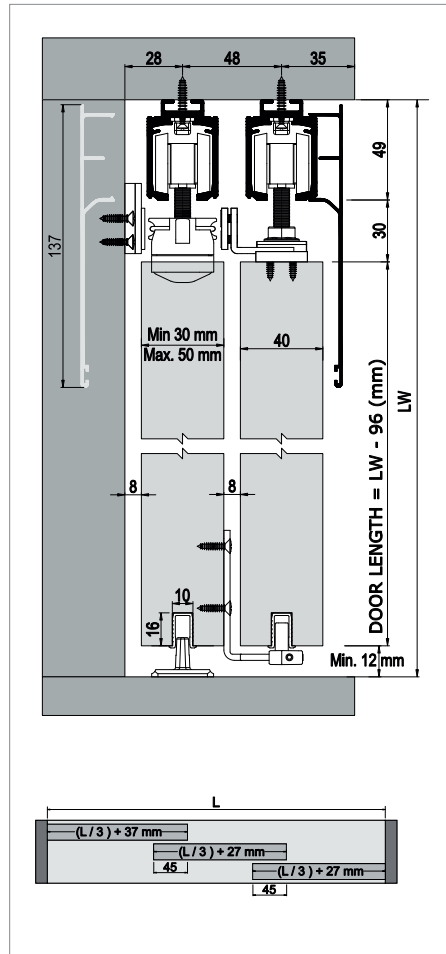
Wooden Funicular Sliding Door Series

Multidoor 250

77



■ Teknik Detay / Technical Detail



Ölçülerde değişiklik yapma hakkı saklıdır. Reserves the right to the change of the dimensions.



### Bilgi / Information

- Minimum kapı genişliği 670 mm olmalıdır.
- Min. Door width 670 mm

### Yavaşlatıcı Alternatifi / Soft Closer Alternative

- Sistem üzerinde tek yöne yavaşlatıcı mevcuttur.
- The system has one way soft closing.



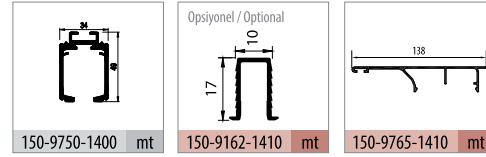
### MultiDoor 252 1 Set İçeriği / 1 Set Includes




### MultiDoor 251 1 Takım İçeriği (Opsiyonel Ek Kapı) / 1 Kit Includes (Optional Additional Door)



### Ray Profilleri / Rail Profiles



Kod / Code No	Açıklama / Description	QTY	M.R.P.
127-0252-1600	For one fix door & two sliding door	1	INR 16,144
150-9750-1400-2000	Alüminyum Üst Ray Profili / Aluminium Top Rail Profile 2000mm	1	INR 6,640
150-9750-1400-2400	Alüminyum Üst Ray Profili / Aluminium Top Rail Profile 2400mm	1	INR 7,376
150-9750-1400-3000	Alüminyum Üst Ray Profili / Aluminium Top Rail Profile 3000mm	1	INR 9,281
150-9750-1400-3600	Alüminyum Üst Ray Profili / Aluminium Top Rail Profile 3600mm	1	INR 10,673
150-9162-1410-2000	Alüminyum Alt Klavuz Profili / Aluminium Bottom Slider Profile 2000mm	1	INR 1,648
150-9162-1410-2400	Alüminyum Alt Klavuz Profili / Aluminium Bottom Slider Profile 2400mm	1	INR 1,977
150-9162-1410-3000	Alüminyum Alt Klavuz Profili / Aluminium Bottom Slider Profile 3000mm	1	INR 2,472
150-9162-1410-3600	Alüminyum Alt Klavuz Profili / Aluminium Bottom Slider Profile 3600mm	1	INR 2,964
150-9765-1410-2000	Alüminyum Alın Kapama / Aluminium Cover Front 2000mm	1	INR 4,868
150-9765-1410-2400	Alüminyum Alın Kapama / Aluminium Cover Front 2400mm	1	INR 5,676
150-9765-1410-3000	Alüminyum Alın Kapama / Aluminium Cover Front 3000mm	1	INR 7,094
150-9765-1410-3600	Alüminyum Alın Kapama / Aluminium Cover Front 3600mm	1	INR 8,515
127-0251-1600	For every additional door	1	INR 9,606



# Underline


## Door Hardware Series

Undeline 200 82

Underline 220 83

# Underline 200

DOOR SEAL - INTERNAL



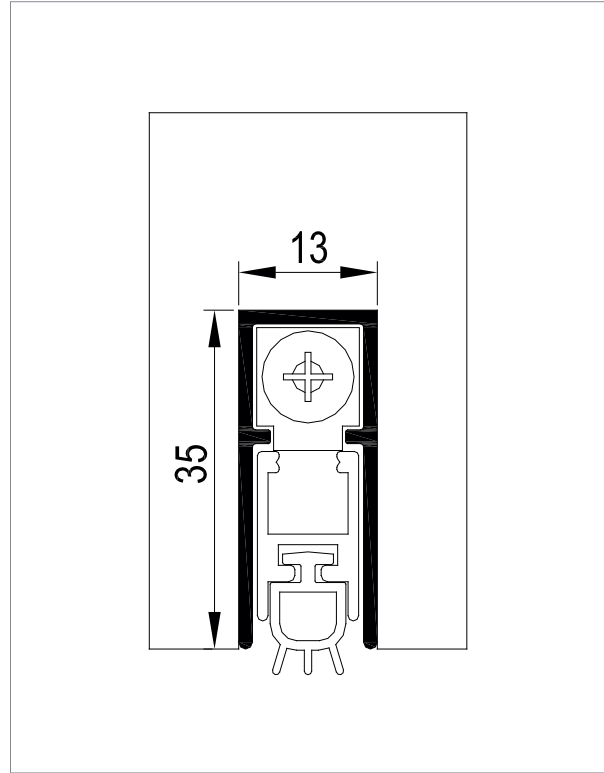
## ■ Bilgi / Information

- 0'dan 20 mm alt açıklığa kadar kapatabilme imkanı sunar.
- Mekanizma baskı ayarı yapılabilir.
- 10 cm. kadar kısaltma yapılabilir.
- Özel ölçü için lütfen müşteri temsilciniz ile irtibata geçiniz.

- Usable for 0 - 20 mm drop
- Pressure can be adjusted
- Shortened up to 10 cm.
- Custom sizes, please contact your customer representative.



## ■ Teknik Detay / Technical Detail


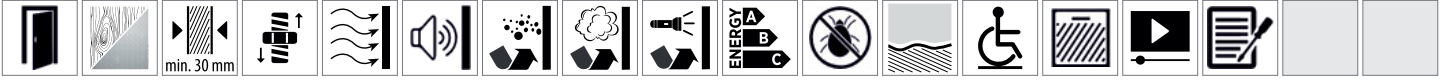


Ölçülerde değişiklik yapma hakkı saklıdır. Reserves the right to the change of the dimensions.

Kod / Code No	Açıklama / Description	QTY	M.R.P.
130-0200-1410-1030	Kapı Altı Giyotini / Door Seal - Internal	1	INR 3,100

# Underline 220

DOOR SEAL - EXTERNAL



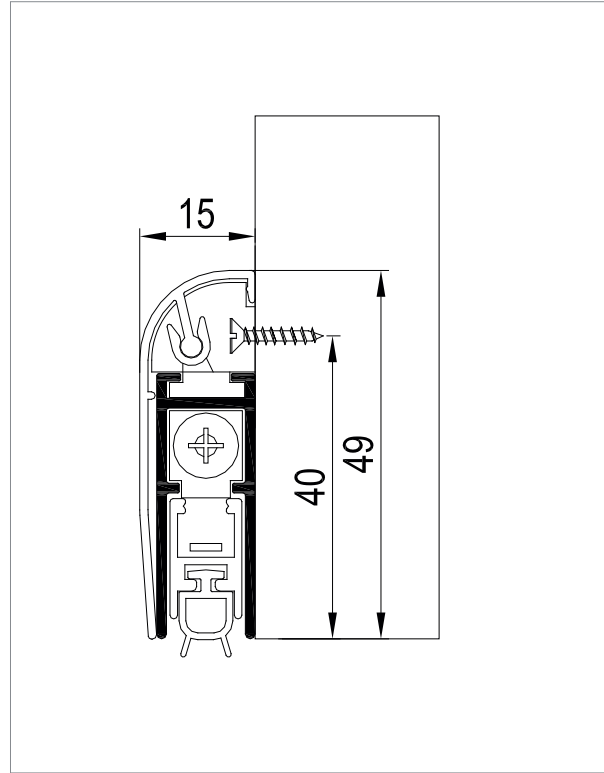
## ■ Bilgi / Information

- Tüm ahşap ve alüminyum kapı detaylarında kullanılabilir.
- 0'dan 20 mm alt açıklığa kadar kapatabilme imkanı sunar.
- Mekanizma baskı ayarı yapılabilir.
- 10 cm. kadar kısaltma yapılabilir.
- Özel ölçü için lütfen müşteri temsilciniz ile irtibata geçiniz.

- Usable for wooden and aluminium doors
- Usable for 0 - 20 mm drop
- Pressure can be adjusted
- Shortened up to 10 cm.
- Custom sizes, please contact your customer representative.




## ■ Teknik Detay / Technical Detail



Ölçülerde değişiklik yapma hakkı saklıdır. Reserves the right to the change of the dimensions.

Kod / Code No	Açıklama / Description	QTY	M.R.P.
130-0220-1410-1030	Kapı Altı Giyotini - Dıştan / Door Seal - External	1	INR 4,573



# MagicLift

Wardrobe Equipement Series

MagicLift 1100

85



# MagicLift 1100

LIFT FOR WARDROBE



OIL  
DAMPER



Kod / Code No	Açıklama / Description	QTY	M.R.P.
135-1100-3620	MagicLift 15 Kg - Gardırop asansörü / Lift For Wardrobe Adjustable width from 750-1100mm	1	INR 6,611

# 143-7056-1200

120KG BASE ROLLER MECHANISM

## Teknik Detay / Technical Detail



## Bilgi / Information

- 1 takım 4 adet mekanizmadan oluşur.
- 1 set 4 pcs.



Kod / Code No	Açıklama / Description	QTY	M.R.P.
143-7056-1200	120 KG Roller Mechanism	24	INR 1,161

# SYMBOLS

1  Wardrobe System	2  Door System	3  Telescopic Door System	4  Classic Door System	5  Drawer System	6  Internal System	7  External System
8  Combined Bottom Carrier	9  Combined Top Carrier	10  External Single Door	11  Top Carrier	12  L Wing	13  Foldable Cabinet Door	14  Sliding Door
15  Sliding Door	16  Funicular Door	17  Foldable Door	18  Foldable Door Pivot	19  Wooden	20  Glass	21  Wooden - Glass
22  Wooden - Metal	23  With Stopper	24  Apply to one Way Soft Closing	25  Apply to two Way Soft Closing	26  Panel Thickness	27  Weight	28  Height Adjustable
29  Horizontal Adjustable	30  Rotation Angel	31  Wind Insulation	32  Air Pass Through	33  Sound Proof	34  Dust Insulation	35  Light Isolation Feature
36  Fire Resistance	37  Smoke Proof	38  Energy Isolation Feature	39  Can Be Applied to Faulty Surface	40  Suitable For Disabled People	41  Pests Prevent	42  Video
43 <b>OIL DAMPER</b> Oil Damper System	44 <b>AIR DAMPER</b> Air Damper System	45  Prospectus	46  Electrical	47 <b>SET BOX</b> Set Packing	48  Product Pallet Quantity	49  Bag Packaging
50  In-Box Quantity	51  In-Package Quantity	52  Telescopic Door	53  Glass Hole Drilling	54  Bottom Guide	55  Glass Compression	



OFFICIAL MODULAR KITCHEN ACCESSORIES PARTNER

# MARUTI

INTERIOR PRODUCTS LIMITED

9, 10, 11A, 13, Jay Krishna Industrial Estate,  
 Survey No. 236, Behind Vikas Stove,  
 Veraval (Shapar), Rajkot, Gujarat, INDIA - 360024.

Phone : +91 2827 253893/96  
 Email : enquiry@everyday-india.com  
 Web : www.spitzebyeveryday.com

